March 21, 2011

Mr. John Demby
ESPA Corp, Inc.
7120 Grand Blvd., Suite 100
Houston, Texas 77054

RE: Limited Asbestos Inspection
Houston Central Campus
San Jacinto Building
1300 Holman Street
Houston, Texas, 77004
Envirotest Project Number: HOU 11 0122

Dear Mr. Demby:

Enclosed is the report for the Limited Asbestos Inspection performed at 1300 Holman Street in Houston, Texas. The sampling was performed on February 28 thru March 15, 2011 by Ms. Chantelle Carter of Envirotest, Ltd. Ms. Carter is licensed by the Department of State Health Services as an Asbestos Inspector (#60-2769).

SCOPE OF WORK

The scope of this project was limited to suspect asbestos-containing materials associated with the interior and exterior of the San Jacinto Building at the above referenced address. One hundred ninety-nine (199) samples of suspect asbestos containing materials were collected. Samples of the following materials were found to contain greater than one percent (>1%) asbestos:

1) Floor Tile
2) Floor Tile Mastic
3) Mirror Mastic
4) HVAC Ductwork Mastic
5) Piping Insulation
6) Pipe Fitting Insulation
7) Boiler Flue Insulation
8) Tank Insulation
9) Vent Hood Panels

Suspect Materials Tested

During the inspection, sampled materials were assigned a sample number and a homogenous area number. Samples were collected of each area and the friability and condition of the suspect material was assessed.

Table 1 contains the homogenous area numbers, material types, material descriptions, material locations, condition assessments, and a summary of the analytical results.

Table 2 correlates each sample number to its homogenous area number. Analytical results and a list of definitions can be found following the text of this report.

RECOMMENDATIONS

Recommendations concerning the Asbestos-Containing Materials (ACM) identified in this limited inspection are based on the following:

1. Condition
2. Friability
3. Potential for disturbance

Condition and Friability

The asbestos-containing floor tile, floor tile mastic, mirror mastic, pipe fitting mastic, HVAC ductwork mastic, and vent hood panels were in good condition and considered non-friable.

The asbestos-containing pipe insulation, boiler flue insulation, and pipe fitting insulation were in good condition and considered friable.

Response Actions

Envirotest, Ltd. recommends that the condition of these asbestos-containing materials should be monitored. If these materials become damaged, or if they will be disturbed during renovations, then these materials should be removed.

Use of Licensed Contractors

According to the *DSHS Texas Asbestos Health Protection Rules, 295.34*, the removal of asbestos in projects covered by the regulations require asbestos abatement specifications to be written by a DSHS licensed asbestos consultant and air monitoring be performed by a DSHS licensed air monitoring firm. Additionally, a DSHS licensed asbestos abatement contractor must perform the removal.

Analytical Methods

All analyses were performed at our Houston laboratory using standard oil immersion and optical staining techniques. Envirotest, Ltd. is an American Industrial Hygiene Association (AIHA) accredited laboratory (ID #10643), a National Institute of Standards and Technology NVLAP-accredited laboratory (#101595), and licensed by the Department of State Health Services (#30-0005) for asbestos laboratory analysis. The following analytical results pertain to only the samples analyzed and may not reflect the actual composition of the entire homogeneous area. Envirotest, Ltd. assumes no responsibility for any subsequent use or interpretations of these analytical results. This report must not be used to claim product endorsement by NVLAP or any other state or federal government agency.

Limitations

This sampling report does not guarantee that additional ACM is not present. The scope of this project was limited to the materials sampled within this report. Areas such as, but not limited to, beneath existing flooring, beneath pool and spa areas, inside walls, inside doors, interior of all ductwork, interior of all equipment, interior of all air handlers, interior of all piping flanges/valves, interior of all electrical components, kitchen area vent hoods, all elevator cars and all elevator equipment, original windows concealed behind walls, abandoned boiler room basement, locked auditorium basement area and auditorium rear locked rooms 149, 150, 151, locked Gymnasium area adjacent to men's dressing room, all roofing areas, cooling tower on roof of mechanical room, truck mounted mechanical systems, and all other portions of the building not designated in the Scope of Work, were specifically excluded. This inspection report was written in collaboration with data from previous inspection reports. This report, in conjunction with previous reports, should be used as a guidance document for all suspect materials encountered during renovation and demolition activities. Additional suspect asbestos-containing materials will be encountered underneath, above, inside, and behind layers of finish materials. All suspect materials discovered should be treated as asbestos-containing materials unless additional testing proves otherwise.

Additional Inspection Report Information

This report should be used in conjunction with previous inspection reports which were reviewed by the inspector and the consultant. The Asbestos Building Audit Survey report dated August 1999, was performed by Loflin Environmental Services, Incorporated. The Loflin report has a summary listing of approximately 90 bulk sample results. In addition, approximately 40 bulk samples were taken during the O&M abatement operations in the past few years. These documents contain important baseline information for all persons involved in determining the presence or absence of asbestos in the building materials. Approximately 20 rooms throughout the building have been renamed, renumbered, and/or reconfigured over the past 15 years. This should be taken into consideration when reading through any of the older documents. The floor plan diagrams included in this report were designed to include all numbers listed in older documents, as well as information currently posted on the building walls. Envirotest was not provided with current layout diagrams with room identification numbers. Therefore, there is a high probability of some typos and errors on the floor plan diagrams.

This inspection report was designed for the identification of asbestos-containing materials in addition to the identification of non-asbestos containing materials. The mapping and quantification of all asbestos-containing materials were not included in this scope of work. The quantification and removal of the asbestos-containing materials identified in this report must be linked directly to a detailed scope work which was not available at the time of the inspection.

If you have any questions regarding the inspection report, please call. We appreciate the opportunity to be of service to you.

Sincerely,

Alex Fuhrmann

Alex Fuhrmann
Asbestos Consultant (#10-5629)
Envirotest, Ltd.

Chantelle Carter

Chantelle Carter
Asbestos Inspector (#60-2769)
Envirotest, Ltd.

List of Definitions

Asbestos-Containing Material (ACM) - any material containing more than one percent asbestos (chrysotile, amosite, crocidolite, tremolite asbestos, anthophyllite asbestos, actinolite asbestos).

Demolition - the wrecking or taking out of any load-supporting structure member and any related razing, removing, or stripping of asbestos products.

Disturbance - contact which releases fibers from ACM or debris containing ACM including activities which that disrupts the matrix of ACM, render ACM friable, or generate visible debris.

Encapsulation - a method of control of asbestos fibers in which the surface of ACM is penetrated by or covered with a liquid coating prepared for that purpose.

Enclosure - the construction of an airtight, impermeable, semi-permanent barrier surrounding asbestos to prevent the release of asbestos fibers into the air.

Fiber - a particulate form of asbestos, 5 micrometers or longer, with a length-to diameter ratio of at least 3 to 1.

Friable Materials - any material that when dry can be crumbled, pulverized, or reduced to powder by hand pressure.

Homogeneous Area - an area of surfacing material or thermal system that is uniform in color and texture.

Intact - means that the ACM has not crumbled, been pulverized, or otherwise deteriorated so that it is no longer likely to be bound with its matrix.

Removal - all operations where ACM is taken out or stripped from structures or substrates, and includes demolition operations.

Renovation - the modifying of any existing structure, or portion thereof.

Repair - overhauling, rebuilding, reconstructing, or reconditioning of structures or substrates, including encapsulation or other repair of ACM attached to structures or substrates.

Tables I & II

Polarized Light Microscopy Laboratory Analytical Results

Floor Plan Diagrams

Building Site Plan Photo

TABLE 1 - SAMPLE MATERIAL SUMMARY
San Jacinto Building, 1300 Holman Street, Houston, Texas 77004

*H.A.	MATERIAL NAME	MATERIAL DESCRIPTION	MATERIAL LOCATION	CONDITION	FRIABLE	ASBESTOS-CONTAINING MATERIAL
1	Cove Base and Mastic	Red Cove Base with Mastic	Room 126	Good	No	No
2	Plaster	White Chalky Powder	Various Walls and Ceilings Throughout Building	Good	No	No
3	Cove Base and Mastic	Black Cove Base	Various Areas Throughout the Building	Good	No	No
4	Floor Tile and Mastic	Tan Floor Tile	Various Floors Throughout Building	Good	No	No
5	Carpet and Mastic	Blue Carpet and Mastic	Room 126	Good	No	No
6	Carpet and Mastic	Red Carpet and Mastic	Room 126	Good	No	No
7	Floor Tile and Mastic	Beige Floor Tile	Various Floors Throughout Building	Good	No	No
8	Carpet and Mastic	Blue Carpet and Mastic	1st Floor of Auditorium	Good	No	No
9	Carpet Trim and Mastic	Black Vinyl Trim and Mastic	Various Areas Throughout the Building	Good	No	No
10	Floor Tile and Mastic	Grey Speckled Floor Tile	1st Floor of Auditorium	Good	No	No

TABLE 1 - SAMPLE MATERIAL SUMMARY
San Jacinto Building, 1300 Holman Street, Houston, Texas 77004

*H.A.	MATERIAL NAME	MATERIAL DESCRIPTION	MATERIAL LOCATION	CONDITION	FRIABLE	ASBESTOS-CONTAINING MATERIAL
11	Wall Material	White Crumbly Wall Material	1st Floor of Auditorium	Good	No	No
12	Cove Base and Mastic	Tan Cove Base	Room 117	Good	No	No
13	Carpet and Mastic	Brown Carpet	Room 117	Good	No	No
14	Carpet and Mastic	Blue Carpet	Room 116	Good	No	No
15	Carpet and Mastic	Grey and Black Carpet	Room 118D	Good	No	No
16	Cove Base and Mastic	Brown Cove Base	Room 118C	Good	No	No
17	Floor Tile and Mastic	Grey Speckled Floor Tile	Room 118B	Good	No	No
18	Floor Tile and Mastic	Green Floor Tile	Room 112	Good	No	No
19	Carpet and Mastic	Grey Carpet with Brown Backing	Room 112	Good	No	No
20	Floor Tile and Mastic	Green Floor Tile under Carpet	Room 110B	Good	No	No

TABLE 1 - SAMPLE MATERIAL SUMMARY
San Jacinto Building, 1300 Holman Street, Houston, Texas 77004

*H.A.	MATERIAL NAME	MATERIAL DESCRIPTION	MATERIAL LOCATION	CONDITION	FRIABLE	ASBESTOS-CONTAINING MATERIAL
21	Floor Tile and Mastic	White Floor Tile	Room 106	Good	No	No
22	Pipe Insulation	Yellow Insulation	1st Floor Hallway near Room 105	Good	Yes	No
23	Window Mastic	Black Mastic	Various Windows Throughout Building	Good	No	No
24	Drywall	Tan	Inside Wall on the Outside of the Gym Wall	Good	Yes	No
25	Cove Base and Mastic	Grey Cove Base	Pool Area	Good	No	No
26	Floor Tile and Mastic	Brown Floor Tile	1st Floor Corridor Near Cosmetology	Good	No	No
27	Floor Tile and Mastic	Blue Floor Tile	Various Floors Throughout Building	Good	No	No
28	Carpet and Mastic	Grey Carpet	Library	Good	No	No
29	Flooring Material and Mastic	Off White Rubber Material	Wheelchair Ramp in Library	Good	No	No

TABLE 1 - SAMPLE MATERIAL SUMMARY
San Jacinto Building, 1300 Holman Street, Houston, Texas 77004

*H.A.	MATERIAL NAME	MATERIAL DESCRIPTION	MATERIAL LOCATION	CONDITION	FRIABLE	ASBESTOS-CONTAINING MATERIAL
30	Insulation	Yellow Insulation	2nd Floor Mechanical Room (Vertical Pipe)	Good	Yes	No
31	Insulation	Yellow/Black Insulation	2nd Floor Mechanical Room (Horizontal Pipe)	Good	Yes	No
32	Cove Base and Mastic	Light Grey Cove Base	2nd Floor Conference Room	Good	No	No
33	Cove Base and Mastic	Dark Grey Cove Base	2nd Floor Conference Room	Good	No	No
34	Floor Tile and Mastic	Grey Floor Tile	2nd Floor Main Corridor	Good	No	No
35	Floor Tile and Mastic	Dark Brown Floor Tile	2nd Floor Studios	Good	No	No
36	Insulation	Yellow Insulation	2nd Floor Inside Wall	Good	Yes	No
37	Floor Tile and Mastic	Red Floor Tile	Room 210/212	Good	No	No
38	Floor Tile and Mastic	Off-White Floor Tile	Room 210/212	Good	No	No (<1% Asbestos)
39	Floor Tile and Mastic	Black Floor Tile	Room 210/212	Good	No	No

TABLE 1 - SAMPLE MATERIAL SUMMARY
San Jacinto Building, 1300 Holman Street, Houston, Texas 77004

*H.A.	MATERIAL NAME	MATERIAL DESCRIPTION	MATERIAL LOCATION	CONDITION	FRIABLE	ASBESTOS-CONTAINING MATERIAL
40	Floor Tile and Mastic	Dark Green Floor Tile	Room 210/212	Good	No	No
41	Floor Tile and Mastic	Light Green Floor Tile	Room 210/212	Good	No	No
42	Floor Tile and Mastic	Orange Floor Tile	Room 210/212	Good	No	No
43	Floor Tile and Mastic	Yellowish Floor Tile and Mastic	Room 210/212 Under Additional Tile Layer	Good	No	Yes (Both)
44	Floor Tile and Mastic	Grey Floor Tile and Mastic	Room 210/212 (9”x 9” Tile in Mechanical Closet)	Good	No	Yes (Both)
45	Floor Tile and Mastic	White and Brown Floor Tile and Mastic	Room 223	Good	No	No
46	Floor Tile and Mastic	Tan and Brown Floor Tile and Mastic	Room 221 Under Carpet	Good	No	Yes (Both)
47	Floor Tile and Mastic	Pink Floor Material	Cafeteria	Good	No	No
48	Drywall	Off-White Chalky Material	Cafeteria	Good	Yes	No
49	Wall Material	White Cementious Material	Cafeteria Behind Plaster and Mesh Material	Good	No	No

TABLE 1 - SAMPLE MATERIAL SUMMARY
San Jacinto Building, 1300 Holman Street, Houston, Texas 77004

*H.A.	MATERIAL NAME	MATERIAL DESCRIPTION	MATERIAL LOCATION	CONDITION	FRIABLE	ASBESTOS-CONTAINING MATERIAL
50	Floor Tile and Mastic	Beige Floor Tile	3rd Floor Hallway	Good	No	No
51	Floor Tile and Mastic	Dark Brown Floor Tile	3rd Floor Hallway	Good	No	No
52	Floor Tile and Mastic	Orange Floor Tile and Mastic	Cafeteria	Good	No	Yes (Mastic)
53	Floor Tile and Mastic	Beige Floor Tile	Cafeteria Under orange Tile	Good	No	No
54	Floor Tile and Mastic	Black Flooring Material	3rd Floor Handicapped Ramp	Good	No	No
55	Wall Glue	Tan Glue	3rd Floor Chalkboard	Good	No	No
56	Insulation	Yellow Insulation	3rd Floor Inside Walls	Good	Yes	No
57	Wall Glue	Tan Glue	3rd Floor Chalkboard	Good	No	No
58	Insulation	Yellow Insulation	3rd Floor Inside Walls	Good	No	No
59	Insulation	Yellow Insulation	2rd Floor Inside Walls	Good	Yes	No

TABLE 1 - SAMPLE MATERIAL SUMMARY
San Jacinto Building, 1300 Holman Street, Houston, Texas 77004

*H.A.	MATERIAL NAME	MATERIAL DESCRIPTION	MATERIAL LOCATION	CONDITION	FRIABLE	ASBESTOS-CONTAINING MATERIAL
60	Wall Glue	Tan Glue	1st Floor Chalkboard	Good	No	No
61	Mirror Mastic	Black Tar Material	Behind Various Glued Mirrors Throughout Building	Good	No	Yes
62	Floor Tile and Mastic	Pink Floor Tile	Cosmetology	Good	No	No
63	Piping Insulation	White Paper and Yellow Insulation	1st Floor Piping Near Janitor's Closet (Small Line)	Good	Yes	No
64	Piping Insulation	White Paper and Yellow Insulation	1st Floor Piping Near Janitor's Closet (Large Line)	Good	Yes	No
65	Piping Insulation	White Paper and Yellow Insulation	Large Area Outside Gym	Good	Yes	No
66	Piping Insulation	White Paper and Pink Insulation	Insulation and Mastic Near Room 107	Good	Yes	No
67	Floor Tile and Mastic	Off-White Floor Tile	Open Area Near Gym	Good	No	No
68	Ceiling Insulation	White Insulation	Spray-On Ceiling Insulation From Above Pool	Good	Yes	No
69	Ceiling Insulation	White Insulation	Spray-On Ceiling Insulation From Above Pool	Good	Yes	No

TABLE 1 - SAMPLE MATERIAL SUMMARY
San Jacinto Building, 1300 Holman Street, Houston, Texas 77004

*H.A.	MATERIAL NAME	MATERIAL DESCRIPTION	MATERIAL LOCATION	CONDITION	FRIABLE	ASBESTOS-CONTAINING MATERIAL
70	Ceiling Insulation	White Insulation	Spray-On Ceiling Insulation From Above Pool	Good	Yes	No
71	Plaster/Dry Wall	Blue Plaster and White Chalky Board	Pool Area Ceiling	Good	No	No
72	Ceiling Tile Insulation	White Tile with Yellow Insulated Backing	Cafeteria	Good	Yes	No
73	Piping Insulation	Yellow Insulation	Room 307 Piping	Good	Yes	No
74	Ductwork Insulation	Pink Insulation	Room 307 Ducts	Good	Yes	No
75	Ceiling Tile	2’ x 2’ White Ceiling Tile	Suspended Ceiling on 1st, 2nd, & 3rd Floors	Good	Yes	No
76	Ceiling Material	White Chalky Material	Auditorium Balcony	Good	Yes	No
77	Plaster and Drywall	Tan Plaster with White Chalky Board	Auditorium Balcony	Good	No	No
78	12”x12” Ceiling Tile and Mastic	White Ceiling Tile with Layers and Brown Mastic	Auditorium Balcony	Good	Yes	No

TABLE 1 - SAMPLE MATERIAL SUMMARY
San Jacinto Building, 1300 Holman Street, Houston, Texas 77004

*H.A.	MATERIAL NAME	MATERIAL DESCRIPTION	MATERIAL LOCATION	CONDITION	FRIABLE	ASBESTOS-CONTAINING MATERIAL
79	Glue	Brown Glue	Auditorium Balcony Ceiling	Good	No	No
80	Piping Insulation	Yellow Insulation	2nd Floor Piping Insulation	Good	Yes	No
81	Vapor Barrier	Grey	Under 3rd Floor Restroom	Good	No	No
82	Floor Tile and Mastic	Tan Floor Tile	3rd Floor Restroom	Good	No	No
83	Window Caulking	Black	Exterior Window	Good	No	No
84	Floor Tile and Mastic	White Tile and Mastic	Room 163/164	Good	No	No
85	Floor Tile and Mastic	Blue Tile and Mastic	Room 163/164	Good	No	No
86	Floor Tile and Mastic	Beige Ceramic Tile	Room 118C	Good	No	No
87	Floor Tile Grout	Gray Cement Material	Room 118C	Good	No	No
88	Floor Tile and Mastic	Beige Tile and Mastic	First Floor ATM Area	Good	No	No

TABLE 1 - SAMPLE MATERIAL SUMMARY
San Jacinto Building, 1300 Holman Street, Houston, Texas 77004

*H.A.	MATERIAL NAME	MATERIAL DESCRIPTION	MATERIAL LOCATION	CONDITION	FRIABLE	ASBESTOS-CONTAINING MATERIAL
89	Floor Tile and Mastic	Tan Speckled Tile and Mastic	Room 316	Good	No	No
90	Carpet and Mastic	Carpet and Yellow Mastic	Room 118C	Good	No	No (<1% Asbestos)
91	Floor Tile and Mastic	Orange Ceramic Tile	Cafeteria	Good	No	No
92	Floor Tile and Mastic	Grey Tile and Black Mastic	Cafeteria Under Orange Ceramic Tile	Good	No	Yes (Black Mastic)
93	Pipe Insulation	White Fibrous Powder	Original Piping Insulation in Selective Pipe Chases	Good	Yes	Yes
94	Pipe Insulation	White Fibrous Cardboard Material (Air-Cell)	Original Piping Insulation on Selective Pipe Runs	Good	Yes	Yes
95	HVAC Ductwork Mastic	Black Mastic on Fiberglass Foil Insulation	HVAC Ductwork in Selective Rooms including Room 221	Good	No	Yes (Black Mastic)
96	Pipe Fitting Insulation	White/Black Mastic on Gray Fibrous Mud	Hard Pipe Fittings Throughout Building	Good	No/Yes	Yes (Mastic & Mud)
97	Fire Door Insulation	White Fibrous Insulation	Interior of TIMCO Industry Fire Doors	Good	Yes	No

TABLE 1 - SAMPLE MATERIAL SUMMARY
San Jacinto Building, 1300 Holman Street, Houston, Texas 77004

*H.A.	MATERIAL NAME	MATERIAL DESCRIPTION	MATERIAL LOCATION	CONDITION	FRIABLE	ASBESTOS-CONTAINING MATERIAL
98	Exterior Wall Coating	Gray Textured Mastic Coating	Exterior Walls of Building	Good	No	No
99	Boiler Flue Insulation	White Fibrous Powder	Mechanical Room (1-M1) Boiler Flue	Good	Yes	Yes
100	Water Tank Insulation	White Mastic on Gray Fibrous Mud and Foam Insulation	Mechanical Room (1-M1) Northwest Corner Storage Tank (3'Dia. x 6' Tall)	Good	No	Yes (Mastic)
101	Pipe Fitting & Pump Insulation	White Mastic on Fiberglass/Foam Insulation	Mechanical Room (1-M1) Pipe Fittings and Pump Insulation Throughout	Good	No	Yes (Mastic)
102	White Fibrous Brick	White Powder Block with Tan/Brown Fibers	Lightweight Brick Walls Throughout Pipe Chases and Utility Construction Areas	Good	No	No
103	Pipe Fitting Insulation	White Mastic on Fiberglass/Foam Insulation	Pipe Fittings Throughout Building	Good	No	Yes (Mastic)
104	Vent Hood Panels	Grey Cementicious Panels	Interior of Vent Hoods in 5 Rooms on Level 3	Good	No	Yes (Assumed Asbestos)

*=Homogeneous Area

ENVIROTEST LTD.
When Quality is the Priority

TABLE II: SAMPLE NUMBER ⇔ HOMOGENEOUS AREA
San Jacinto Building, 1300 Holman Street, Houston, Texas 77004

SAMPLE #	*H.A.	SAMPLE LOCATION
A1	1	Room 126
A2	2	Room 126
A3	3	Room 126
A4	4	Room 126
A5	5	Room 126
A6	6	Room 126
A7	7	1st Floor of Auditorium
A8	8	1st Floor of Auditorium
A9	9	1st Floor of Auditorium
A10	10	1st Floor of Auditorium
A11	11	1st Floor of Auditorium
A12	12	Room 117
A13	13	Room 117
A14	14	Room 116
A15	2	Room 118D
A16	15	Room 118D
A17	16	Room 118C
A18	17	Room 118B
A19	18	Room 112
A20	19	Room 112
A21	9	Room 112
A22	20	Room 110B
A23	21	Room 106
A24	2	1st Floor Hallway Near Room 105
A25	22	1st Floor Hallway Near Room 105
A26	23	1st Floor Interior Window
A27	24	Inside of Wall on Outside Gym Wall
A28	3	Gym Floor
A29	25	Pool Area
A30	26	1st Floor Corridor Near Cosmetology
A31	27	Library
A32	28	Library
A33	9	Library
A34	29	Wheelchair Ramp in Library
A35	30	2nd Floor Mechanical Room (Vertical Pipe)

TABLE II: SAMPLE NUMBER ⇔ HOMOGENEOUS AREA
San Jacinto Building, 1300 Holman Street, Houston, Texas 77004

SAMPLE #	*H.A.	SAMPLE LOCATION
A36	31	2nd Floor Mechanical Room (Horizontal Pipe)
A37	32	2nd Floor Conference Room
A38	33	2nd Floor Conference Room
A39	34	2nd Floor Main Corridor
A40	27	2nd Floor Main Corridor
A41	35	2nd Floor Studios
A42	4	2nd Floor Studios
A43	7	2nd Floor Studio Hallway
A44	2	2nd Floor
A45	36	2nd Floor Inside Wall
A46	2	2nd Floor Library
A47	23	2nd Floor
A48	37	Room 210/212
A49	38	Room 210/212
A50	39	Room 210/212
A51	40	Room 210/212
A52	41	Room 210/212
A53	42	Room 210/212
A54	43	Room 210/212 Under Tile Layer
A55	44	Room 210/212 Mechanical Closet
A56	45	Room 223
A57	46	Room 221 Under Carpet
A58	47	Cafeteria
A59	2	Cafeteria
A60	48	Cafeteria
A61	49	Cafeteria Behind Plaster and Mesh Material
A62	50	3rd Floor Hallway
A63	51	3rd Floor Hallway
A64	52	Cafeteria
A65	53	Cafeteria Under Orange Tile
A66	23	3rd Floor
A67	54	3rd Floor Wheelchair Ramp
A68	55	Room 314 Chalkboard
A69	2	3rd Floor
A70	56	3rd Floor Inside Wall

TABLE II: SAMPLE NUMBER ⇔ HOMOGENEOUS AREA
San Jacinto Building, 1300 Holman Street, Houston, Texas 77004

SAMPLE #	*H.A.	SAMPLE LOCATION
A71	57	Room 316 Chalkboard
A72	23	3rd Floor
A73	2	3rd Floor
A74	58	3rd Floor Inside Walls
A75	2	2nd Floor
A76	59	2nd Floor Inside Walls
A77	23	Room 210
A78	60	1st Floor Chalkboard
A79	23	1st Floor
A80	61	1st Floor Bathroom
A81	62	Cosmetology
A82	63	1st Floor Piping Near Janitor's Closet (Small Line)
A83	64	1st Floor Piping Near Janitor's Closet (Large Line)
A84	65	Piping Insulation from large area outside Gym
A85	66	Piping Insulation near Room 107
A86	67	Open Area Near Gym
A87	61	Fitness Room
A88	61	Fitness Room
A89	68	Above Pool
A90	69	Above Pool
A91	70	Above Pool
A92	71	Pool Ceiling
A93	71	Pool Ceiling
A94	72	Cafeteria
A95	72	Cafeteria
A96	72	Cafeteria
A97	72	Cafeteria
A98	73	Room 307
A99	74	Room 307
A100	75	3rd Floor
A101	75	3rd Floor
A102	75	3rd Floor
A103	75	3rd Floor
A104	75	3rd Floor
A105	75	3rd Floor

TABLE II: SAMPLE NUMBER ⇔ HOMOGENEOUS AREA
San Jacinto Building, 1300 Holman Street, Houston, Texas 77004

SAMPLE #	*H.A.	SAMPLE LOCATION
A106	75	3rd Floor
A107	75	3rd Floor
A108	76	Auditorium Balcony
A109	76	Auditorium Balcony
A110	76	Auditorium Balcony
A111	77	Auditorium Balcony
A112	77	Auditorium Balcony
A113	77	Auditorium Balcony
A114	78	Auditorium Balcony
A115	78	Auditorium Balcony
A116	78	Auditorium Balcony
A117	78	Auditorium Balcony
A118	78	Auditorium Balcony
A119	78	Auditorium Balcony
A120	79	Auditorium Balcony
A121	80	2nd Floor
A122	81	Under 3rd Floor Restroom Floor
A123	81	Under 3rd Floor Restroom Floor
A124	81	Under 3rd Floor Restroom Floor
A125	82	3rd Floor Restroom
A126	83	Exterior Window
A127	83	Exterior Window
A128	84	Rooms 163/164
A129	84	Rooms 163/164
A130	84	Rooms 163/164
A131	85	Rooms 163/164
A132	85	Rooms 163/164
A133	85	Rooms 163/164
A134	86	Room 118C
A135	86	Room 118C
A136	86	Room 118C
A137	87	Room 118C
A138	87	Room 118C
A139	87	Room 118C
A140	88	First Floor ATM Area

TABLE II: SAMPLE NUMBER ⇔ HOMOGENEOUS AREA
San Jacinto Building, 1300 Holman Street, Houston, Texas 77004

SAMPLE #	*H.A.	SAMPLE LOCATION
A141	88	First Floor ATM Area
A142	88	First Floor ATM Area
A143	89	Room 316
A144	89	Room 316
A145	89	Room 316
A146	90	Room 118C
A147	90	Room 118C
A148	90	Room 118C
A149	91	Cafeteria
A150	91	Cafeteria
A151	91	Cafeteria
A152	92	Cafeteria (Under Orange Ceramic Tile)
A153	92	Cafeteria (Under Orange Ceramic Tile)
A154	92	Cafeteria (Under Orange Ceramic Tile)
A155	93	Men's Restroom Pipe Chase Near Room 112
A156	93	Attic Access Pipe Chase Near Room 308
A157	93	Men's Restroom Pipe Chase Near Room 112
A158	94	Room 118 – 8" Pipe Run in Ceiling Area
A159	95	Room 221 Ductwork
A160	95	Room 221 Ductwork
A161	96	Room 102 – 2" Mudded Fitting
A162	96	Room 105 – 2" Mudded Fitting
A163	96	Room 226 – 2" Mudded Fitting
A164	97	Room 301 Door
A165	97	Room 319 Door
A166	97	Vault Storage Door – Near Room 319A
A167	98	Northwest Exterior Wall of Building
A168	98	Northeast Exterior Wall – Second Floor
A169	98	West/Southwest Exterior Wall of Building
A170	99	1-M1 – Base of Boiler Flue
A171	99	1-M1 – Center of Boiler Flue
A172	99	1-M1 – Lower Section of Boiler Flue
A173	100	1-M1 – Northwest Small Storage Tank – Bottom
A174	100	1-M1 – Northwest Small Storage Tank – Center Body
A175	100	1-M1 – Northwest Small Storage Tank – Center Body

TABLE II: SAMPLE NUMBER ⇔ HOMOGENEOUS AREA
San Jacinto Building, 1300 Holman Street, Houston, Texas 77004

SAMPLE #	*H.A.	SAMPLE LOCATION
A176	95	Room 221 Ductwork
A177	101	1-M1 – CHP-1 Large Green Pump Housing
A178	101	1-M1 – 10” Valve T – South of Boiler #2464
A179	101	1-M1 – 16” Valve T – Circulation Pump #M2539T
A180	101	1-M1 – 12” Elbow – East Side
A181	101	1-M1 – 14” Elbow/Valve T – Above Electrical Switchgear
A182	101	1-M1 – 10” Valve T – Southeast Section
A183	101	1-M1 – 12” Elbow – Near Gym Double Doors- Elev. 16’
A184	101	1-M1 – 12” Coupling Run Near Air Compressor
A185	101	1-M1 – 12” Elbow – Near Gym Double Doors
A186	101	1-M1 – Boiler Flue T
A187	101	1-M1 – 16” Pipe Run – NW Section
A188	101	1-M1 – 20” Elbow – North Side of CHP-1
A189	101	1-M1 – 20” Elbow – South of CHP-1 – Elev. 16’
A190	101	1-M1 – 4” Valve Fitting – North Boiler
A191	101	1-M1 – 24” Valve T – East Section – Elev. 10’
A192	102	Attic Pipe Chase Wall
A193	102	Level 2 Pipe Chase Wall
A194	102	Level 3 Pipe Chase Wall
A195	103	Room 105 – 4” Piping T
A196	103	Room 226 – 4” Elbow
A197	103	6” Elbow in Hallway Near Room 101
A198	103	Room 221 – 6” Elbow
A199	103	Room 102 – 6” Elbow

* = Homogeneous Area

Envirotest, Ltd. Polarized Light Microscopy Report - Job #114034

Analytical Method: EPA 600 / R-93 / 116 Analyst Name: Porch, Wanda Analyst's Initials: WMP

Client Name: **Envirotest, Ltd.**
Client Reference: **HCC San Jacinto Bldg**
Envirotest Project Number : **HOU-11-0122**

Client Sample # (Lab Sample #)	**Layer #: Layer Description**	**Asbestos Present**	**Asbestos Type - %**	**Non-asbestos Fiber Type - % and/or Matrix Material - %**
A1 (114034-1)	1: Red Material	No		Cellulose - 02%
	2: Yellow Mastic	No		Cellulose - 02%
A2 (114034-2)	1: Blue Fibrous Covering /White Fibrous Powder	No		Cellulose - 05% Synthetic / Textiles - 10% Fiberglass - 02%
A3 (114034-3)	1: White Powder	No		Cellulose - 02%
	2: Tan Mastic	No		Cellulose - 02%
	3: Black Material	No		Cellulose - 02%
A5 (114034-4)	1: White Powder	No		Cellulose - 02%
	2: Yellow Fibrous Mastic	No		Cellulose - 02%
	3: Multi-Colored Fibrous Material	No		Synthetic / Textiles - 80%
	4: White Fibrous Material	No		Synthetic / Textiles - 15%
A6 (114034-5)	1: Trace of White Powder	No		Cellulose - 05%
	2: Yellow Mastic	No		Cellulose - 02%
	3: White Fibrous Material	No		Cellulose - 02% Synthetic / Textiles - 15%
	4: Red Fibrous Material	No		Synthetic / Textiles - 80%
A7 (114034-6)	1: White Powder	No		Cellulose - 02%
	2: Yellow Mastic	No		Cellulose - 02%
	3: Tan/Grey Floor Tile	No		Cellulose - 02%
A8 (114034-7)	1: Blue Fibrous Material	No		Synthetic / Textiles - 80%
	2: White Powder	No		Cellulose - 02%
	3: Yellow Mastic	No		Cellulose - 02%
	4: White Fibrous Material	No		Synthetic / Textiles - 15%

Envirotest, Ltd. Polarized Light Microscopy Report - Job #114034

Analytical Method: EPA 600 / R-93 / 116 Analyst Name: Porch, Wanda Analyst's Initials: WMP

Client Name: **Envirotest, Ltd.**
Client Reference: **HCC San Jacinto Bldg**
Envirotest Project Number : **HOU-11-0122**

Client Sample # (Lab Sample #)	**Layer #: Layer Description**	**Asbestos Present**	**Asbestos Type - %**	**Non-asbestos Fiber Type - % and/or Matrix Material - %**
A9 (114034-8)	1: Brown Mastic	No		Cellulose - 02%
	2: Black Material	No		Cellulose - 02%
A10 (114034-9)	1: Tan Powder	No		Cellulose - 02%
	2: Yellow Mastic	No		Cellulose - 05%
	3: Grey Powder	No		Cellulose - 02%
	4: Grey/Black Floor Tile	No		Cellulose - 02%
A11 (114034-10)	1: Brown Paint/White Powder	No		Cellulose - 02%
	2: White Fibrous Material	No		Cellulose - 80%
	3: Green Paint/White Ceramic Material	No		Cellulose - 02%
A12 (114034-11)	1: Brown Material	No		Cellulose - 02%
	2: Tan Mastic	No		Cellulose - 02%
A13 (114034-12)	1: Blue Material	No		Cellulose - 02%
	2: Brown Mastic	No		Cellulose - 02%
	3: Brown/Tan Fibrous Material	No		Synthetic / Textiles - 80%
A14 (114034-13)	1: White Powder	No		Cellulose - 02%
	2: White Fibrous Material	No		Synthetic / Textiles - 10%
	3: Multi-Colored Fibrous Material	No		Synthetic / Textiles - 80%
	4: Yellow Mastic	No		Cellulose - 05%
A15 (114034-14)	1: Grey Paint/White Powder	No		Cellulose - 02%
	2: White/Pink Fibrous Covering	No		Synthetic / Textiles - 15% Cellulose - 10%
	3: Brown Fibrous Material	No		Cellulose - 80%

Envirotest, Ltd. Polarized Light Microscopy Report - Job #114034

Analytical Method: EPA 600 / R-93 / 116 Analyst Name: Porch, Wanda Analyst's Initials: WMP

Client Name: **Envirotest, Ltd.**
Client Reference: **HCC San Jacinto Bldg**
Envirotest Project Number : **HOU-11-0122**

Client Sample # (Lab Sample #)	Layer #: Layer Description	Asbestos Present	Asbestos Type - %	Non-asbestos Fiber Type - % and/or Matrix Material - %
A16 (114034-15)	1: Grey Powder	No		Cellulose - 02%
	2: Tan Mastic	No		Cellulose - 02%
	3: Grey Material	No		Cellulose - 02%
	4: Multi-Colored Fibrous Material	No		Synthetic / Textiles - 80%
A17 (114034-16)	1: Tan Paint/White Powder	No		Cellulose - 02%
	2: Tan Mastic	No		Cellulose - 02%
	3: Black Material	No		Cellulose - 02%
A20 (114034-17)	1: Grey Material	No		Cellulose - 02%
	2: Multi-Colored Fibrous Material	No		Synthetic / Textiles - 80%
A21 (114034-18)	1: Grey Material	No		Cellulose - 02%
	2: Tan Mastic	No		Cellulose - 02%
	3: Yellow Mastic	No		Cellulose - 02%
A22 (114034-19)	1: Green Mastic	No		Cellulose - 02%
	2: Grey Granular Material	No		Cellulose - 02%
A24 (114034-20)	1: Tan Granular Powder	No		Cellulose - 02%
	2: Tan Fibrous Covering	No		Synthetic / Textiles - 15%
	3: Brown/Blue Fibrous Material	No		Cellulose - 80%
A25 (114034-21)	1: Yellow Fibrous Material	No		Fiberglass - 80%
	2: Trace of White Powder	No		Cellulose - 05%
A26 (114034-22)	1: Black Material	No		Cellulose - 05%
A27 (114034-23)	1: Tan/White Granular Material	No		Cellulose - <1%

Envirotest, Ltd. Polarized Light Microscopy Report - Job #114034

Analytical Method: EPA 600 / R-93 / 116 Analyst Name: Porch, Wanda Analyst's Initials: WMP

Client Name: **Envirotest, Ltd.**
Client Reference: **HCC San Jacinto Bldg**
Envirotest Project Number : **HOU-11-0122**

Client Sample # (Lab Sample #)	Layer #: Layer Description	Asbestos Present	Asbestos Type - %	Non-asbestos Fiber Type - % and/or Matrix Material - %
A28 (114034-24)	1: Black Material	No		Cellulose - 02%
	2: Tan/Brown Mastic	No		Cellulose - 02%
A29 (114034-25)	1: White Powder	No		Cellulose - 02%
	2: Grey Material	No		Cellulose - 02%
	3: Tan Mastic	No		Cellulose - 02%
A30 (114034-26)	1: Grey Fibrous Material	No		Cellulose - 10%
	2: Black Powder	No		Cellulose - 02%
	3: Yellow Mastic	No		Cellulose - 02%
	4: Dark Brown Floor Tile	No		Cellulose - 02%
A31 (114034-27)	1: Grey/White Floor Tile	No		Cellulose - 02%
	2: Yellow Mastic	No		Cellulose - 02%
A32 (114034-28)	1: White Powder	No		Cellulose - 02%
	2: White Fibrous Material	No		Synthetic / Textiles - 10%
	3: Yellow Mastic	No		Cellulose - 02%
	4: Multi-Colored Fibrous Material	No		Synthetic / Textiles - 80%
A33 (114034-29)	1: Black Material	No		Cellulose - 02%
	2: Tan Mastic	No		Cellulose - 02%
A34 (114034-30)	1: Grey Powder	No		Cellulose - 05%
	2: Tan Material	No		Cellulose - 02%
	3: Tan Mastic	No		Cellulose - 02%
A35 (114034-31)	1: Yellow Fibrous Material	No		Fiberglass - 80%

Envirotest, Ltd. Polarized Light Microscopy Report - Job #114034

Analytical Method: EPA 600 / R-93 / 116 Analyst Name: Porch, Wanda Analyst's Initials: WMP

Client Name: **Envirotest, Ltd.**
Client Reference: **HCC San Jacinto Bldg**
Envirotest Project Number : **HOU-11-0122**

Client Sample # (Lab Sample #)	**Layer #: Layer Description**	**Asbestos Present**	**Asbestos Type - %**	**Non-asbestos Fiber Type - % and/or Matrix Material - %**
A36 (114034-32)	1: Grey Powder	No		Fiberglass - 15%
	2: Green/Yellow Fibrous Material	No		Fiberglass - 80% Cellulose - 05%
A37 (114034-33)	1: White Powder	No		Cellulose - 02%
	2: Yellow Mastic	No		Cellulose - 02%
	3: Brown Material	No		Cellulose - 02%
A38 (114034-34)	1: White Powder	No		Cellulose - 02%
	2: Tan Mastic	No		Cellulose - 02%
	3: Black Material	No		Cellulose - 02%
A39 (114034-35)	1: Yellow Mastic	No		Cellulose - 02%
	2: Grey Floor Tile	No		Cellulose - 02%
A40 (114034-36)	1: Tan Powder	No		Cellulose - 02%
	2: Yellow/Brown Mastic	No		Cellulose - 05%
	3: Grey/White Floor Tile	No		Cellulose - 02%

Asbestos content percentages are reported by area percent estimation. < = less than, > = greater than. Conversion of area percent to dry weight is not feasible unless the specific gravities and relative volumes of the different matrix materials are known. Accuracy and precision of the analysis is dependent upon the following items: quantity of sample analyzed, homogeneity of the sample, nature of matrix interference, sample preparation techniques, fiber size, material type, and the percent of asbestos involved.

Inhomogeneous samples are separated into sub-samples and each layer is analyzed and reported separately, where applicable.

Job notes / analytical problems / method departures: none

Reviewed By: Wanda Porch

Envirotest, Ltd. Polarized Light Microscopy Report - Job #114060

Analytical Method: EPA 600 / R-93 / 116 Analyst Name: Porch, Wanda Analyst's Initials: WMP

Client Name: **Envirotest, Ltd.**
Client Reference: **HCC San Jacinto Bldg**
Envirotest Project Number: **HOU-11-0122 A**

Client Sample # (Lab Sample #)	**Layer #: Layer Description**	**Asbestos Present**	**Asbestos Type - %**	**Non-asbestos Fiber Type - % and/or Matrix Material - %**
A44 (114060-1)	1: Tan Paint/White Powder	No		Cellulose - 02%
	2: Brown Fibrous Material	No		Cellulose - 80%
	3: Drywall Powder	No		Cellulose - 02%
	4: White Granular Powder	No		Cellulose - 02%
A45 (114060-2)	1: Yellow Fibrous Material	No		Fiberglass - 80%
A46 (114060-3)	1: Red Paint/White Fibrous Material	No		Cellulose - 20% Synthetic / Textiles - 20%
	2: White Granular Material	No		Cellulose - 02%
	3: Brown Fibrous Material	No		Cellulose - 80%
	4: Drywall Powder	No		Cellulose - 05%
A47 (114060-4)	1: Trace of White Powder	No		Cellulose - 05%
	2: Black Material	No		Cellulose - 10%
A48 (114060-5)	1: Red Floor Tile	No		Cellulose - 02%
	2: Trace of Yellow Mastic	No		Cellulose - 02%
A49 (114060-6)	1: White Floor Tile	No		Cellulose - 05%
	2: Trace of Black Mastic	Yes	Chrysotile - <1%	Cellulose - 02%
	3: Yellow Mastic	No		Cellulose - 02%
A50 (114060-7)	1: Black Floor Tile	No		Cellulose - 02%
	2: Yellow Mastic	No		Cellulose - 02%
A51 (114060-8)	1: Green/White Floor Tile	No		Cellulose - 02%
	2: Yellow Mastic	No		Cellulose - 02%

Envirotest, Ltd. Polarized Light Microscopy Report - Job #114060

Analytical Method: EPA 600 / R-93 / 116 Analyst Name: Porch, Wanda Analyst's Initials: WMP

Client Name: **Envirotest, Ltd.**
Client Reference: **HCC San Jacinto Bldg**
Envirotest Project Number: **HOU-11-0122 A**

Client Sample # (Lab Sample #)	**Layer #: Layer Description**	**Asbestos Present**	**Asbestos Type - %**	**Non-asbestos Fiber Type - % and/or Matrix Material - %**
A52 (114060-9)	1: Grey Material	No		Cellulose - 05%
	2: Green Floor Tile	No		Cellulose - 05%
	3: Clear Mastic	No		Cellulose - 02%
A53 (114060-10)	1: Yellow Mastic	No		Cellulose - 02%
	2: Grey Material	No		Cellulose - 02%
	3: Yellow Floor Tile	No		Cellulose - 05%
A54 (114060-11)	1: Grey Material	No		Cellulose - 05%
	2: Yellow Mastic	No		Cellulose - 05%
	3: Black Mastic	Yes	Chrysotile - 05%	
	4: Tan/Brown Floor Tile	Yes	Chrysotile - 05%	
A55 (114060-12)	1: Grey Fibrous Powder	No		Cellulose - 05%
	2: Tan/Brown Floor Tile	Yes	Chrysotile - 05%	
	3: Black Mastic	Yes	Chrysotile - 05%	
A56 (114060-13)	1: Brown Mastic	No		Cellulose - 02%
	2: Black Granular Material	No		Cellulose - 02%
	3: Grey Granular Material	No		Cellulose - 02%
	4: White/Brown Ceramic Material	No		Cellulose - 02%
A57 (114060-14)	1: Brown Fibrous Material	No		Cellulose - 80%
	2: Black Mastic	Yes	Chrysotile - 05%	
	3: Tan/Brown Floor Tile	Yes	Chrysotile - 05%	

Envirotest, Ltd. Polarized Light Microscopy Report - Job #114060

Analytical Method: EPA 600 / R-93 / 116 Analyst Name: Porch, Wanda Analyst's Initials: WMP

Client Name: **Envirotest, Ltd.**
Client Reference: **HCC San Jacinto Bldg**
Envirotest Project Number: **HOU-11-0122 A**

Client Sample # (Lab Sample #)	**Layer #: Layer Description**	**Asbestos Present**	**Asbestos Type - %**	**Non-asbestos Fiber Type - % and/or Matrix Material - %**
A58 (114060-15)	1: Tan Powder	No		Cellulose - 05%
	2: Yellow Mastic	No		Cellulose - 05%
	3: Pink/Brown Flooring Material/w/Tan Fibrous Backing	No		Cellulose - 20% Fiberglass - 10% Synthetic / Textiles - 15%
A59 (114060-16)	1: Brown/White Fibrous Powder	No		Cellulose - 05%
	2: White Fibrous Covering	No		Synthetic / Textiles - 20%
A60 (114060-17)	1: Brown/Tan Fibrous Material	No		Mica - 15% Cellulose - 05%
A61 (114060-18)	1: Brown/Tan Fibrous Material	No		Cellulose - 05% Mica - 15%
A62 (114060-19)	1: Grey Powder	No		Cellulose - 02%
	2: Yellow Mastic	No		Cellulose - 02%
	3: Tan/Brown Floor Tile	No		Cellulose - 02%
A63 (114060-20)	1: Brown Floor Tile	No		Cellulose - 02%
	2: Brow Mastic	No		Cellulose - 02%
A64 (114060-21)	1: Tan Powder	No		Cellulose - 02%
	2: Black Mastic	Yes	Chrysotile - <1%	
	3: Yellow Mastic	No		Cellulose - 02%
	4: Tan Granular Material	No		Cellulose - 02%
A65 (114060-22)	1: White Granular Material	No		Cellulose - 02%
	2: Tan/Yellow Granular Material	No		Cellulose - 02%
	3: Tan/Brown Granular Material	No		Cellulose - 02%

Envirotest, Ltd. Polarized Light Microscopy Report - Job #114060

Analytical Method: EPA 600 / R-93 / 116 Analyst Name: Porch, Wanda Analyst's Initials: WMP

Client Name: **Envirotest, Ltd.**
Client Reference: **HCC San Jacinto Bldg**
Envirotest Project Number: **HOU-11-0122 A**

Client Sample # (Lab Sample #)	**Layer #: Layer Description**	**Asbestos Present**	**Asbestos Type - %**	**Non-asbestos Fiber Type - % and/or Matrix Material - %**
A66 (114060-23)	1: Trace of White Powder 2: Black Material	No No		Cellulose - 02% Cellulose - 10%
A67 (114060-24)	1: Tan Mastic 2: Grey Powder 3: Black Material	No No No		Cellulose - 02% Cellulose - 02% Cellulose - 02%
A68 (114060-25)	1: Tan Mastic	No		Cellulose - 02%
A69 (114060-26)	1: White Paint/White Granular Material 2: Brown/Grey Fibrous Material	No No		Cellulose - 02% Cellulose - 80%
A70 (114060-27)	1: Trace of White Powder 2: Yellow Fibrous Material	No No		Cellulose - 02% Fiberglass - 80%
A71 (114060-28)	1: White Paint 2: Tan/Brown Mastic	No No		Other - 80% Cellulose - 02%
A72 (114060-29)	1: Trace of White Powder 2: Black Material	No No		Cellulose - 02% Cellulose - 05%
A73 (114060-30)	1: Tan Paint/White Granular Material 2: Brown Fibrous Material 3: Drywall Powder	No No No		Cellulose - 02% Cellulose - 90% Cellulose - 02% Fiberglass - 05%
A74 (114060-31)	1: White Powder 2: Yellow Fibrous Material	No No		Cellulose - 02% Fiberglass - 80%

Envirotest, Ltd. Polarized Light Microscopy Report - Job #114060

Analytical Method: EPA 600 / R-93 / 116 Analyst Name: Porch, Wanda Analyst's Initials: WMP

Client Name: **Envirotest, Ltd.**
Client Reference: **HCC San Jacinto Bldg**
Envirotest Project Number: **HOU-11-0122 A**

Client Sample # (Lab Sample #)	**Layer #: Layer Description**	**Asbestos Present**	**Asbestos Type - %**	**Non-asbestos Fiber Type - % and/or Matrix Material - %**
A75 (114060-32)	1: White Fibrous Covering	No		Synthetic / Textiles - 30%
	2: White Powder	No		Cellulose - 05%
	3: Brown Fibrous Material	No		Cellulose - 80%
A76 (114060-33)	1: Trace of White Powder	No		Cellulose - 02%
	2: Yellow Fibrous Material	No		Cellulose - 05% Fiberglass - 80%
A77 (114060-34)	1: Trace of White Powder	No		Cellulose - 02%
	2: Black Material	No		Cellulose - 10%
A78 (114060-35)	1: Trace of White Powder	No		Cellulose - 02%
	2: Tan/Brown Mastic	No		Cellulose - 02%
A79 (114060-36)	1: Trace of White Powder	No		Cellulose - 05%
	2: Black Material	No		Cellulose - 10%
A80 (114060-37)	1: Black Fibrous Tar	Yes	Chrysotile - 10%	
A81 (114060-38)	1: White Granular Material	No		Cellulose - 02%
	2: White/Brown Ceramic Material	No		Cellulose - 02%

Asbestos content percentages are reported by area percent estimation. < = less than, > = greater than. Conversion of area percent to dry weight is not feasible unless the specific gravities and relative volumes of the different matrix materials are known. Accuracy and precision of the analysis is dependent upon the following items: quantity of sample analyzed, homogeneity of the sample, nature of matrix interference, sample preparation techniques, fiber size, material type, and the percent of asbestos involved.

Inhomogeneous samples are separated into sub-samples and each layer is analyzed and reported separately, where applicable.

Job notes / analytical problems / method departures: none

Reviewed By: Wanda Porch

Envirotest, Ltd. Polarized Light Microscopy Report - Job #114054

Analytical Method: EPA 600 / R-93 / 116 Analyst Name: Porch, Wanda Analyst's Initials: WMP

Client Name: **Envirotest, Ltd.**
Client Reference: **HCC San Jacinto Bldg**
Envirotest Project Number: **HOU-11-0122 B**

Client Sample # (Lab Sample #)	**Layer #: Layer Description**	**Asbestos Present**	**Asbestos Type - %**	**Non-asbestos Fiber Type - % and/or Matrix Material - %**
A82 (114054-1)	1: Yellow Fibrous Material	No		Fiberglass - 80%
A83 (114054-2)	1: Yellow Fibrous Material	No		Fiberglass - 80% Cellulose - 05%
	2: Tan Fibrous Material	No		Cellulose - 80%
	3: Red Rust Material	No		Cellulose - 02%
	4: Silver Material	No		Other - 90%
A84 (114054-3)	1: Silver Material	No		Other - 90%
	2: Tan Fibrous Material	No		Cellulose - 80%
	3: Yellow Fibrous Material	No		Fiberglass - 80%
	4: Trace of Black Mastic	No		Cellulose - 02%
A85 (114054-4)	1: Tan Foam Material	No		Cellulose - 02%
	2: White Fibrous Material	No		Cellulose - 80%
	3: Silver Material	No		Other - 90%
	4: Pink Fibrous Material	No		Fiberglass - 80%
	5: Brown Rust Material	No		Cellulose - 02%
A86 (114054-5)	1: Tan/Grey Ceramic Material	No		Cellulose - 02%
	2: White Fibrous Material	No		Cellulose - 80%
	3: Grey Granular Material	No		Cellulose - 02%
A87 (114054-6)	1: Tan Fibrous Material	No		Cellulose - 70%
	2: Black Mastic	Yes	Chrysotile - 10%	
	3: White Paint	No		Other - 80%

Envirotest, Ltd. Polarized Light Microscopy Report - Job #114054

Analytical Method: EPA 600 / R-93 / 116 Analyst Name: Porch, Wanda Analyst's Initials: WMP

Client Name: **Envirotest, Ltd.**
Client Reference: **HCC San Jacinto Bldg**
Envirotest Project Number: **HOU-11-0122 B**

Client Sample # (Lab Sample #)	**Layer #: Layer Description**	**Asbestos Present**	**Asbestos Type - %**	**Non-asbestos Fiber Type - % and/or Matrix Material - %**
A88 (114054-7)	1: White Paint	No		Other - 90%
	2: Tan Fibrous Material	No		Cellulose - 80%
	3: Black Mastic	Yes	Chrysotile - 05%	
A89 (114054-8)	1: White Paint/White Fibrous Material	No		Cellulose - 50% Fiberglass - 10%
A90 (114054-9)	1: White Paint/White Fibrous Material	No		Cellulose - 60%
A91 (114054-10)	1: White Paint/White Fibrous Material	No		Cellulose - 70%
A92 (114054-11)	1: Blue Paint/White Powder	No		Cellulose - 05%
	2: Brown Fibrous Material	No		Cellulose - 80%
	3: Drywall Powder	No		Cellulose - 05%
A93 (114054-12)	1: Blue Paint/White Powder	No		Cellulose - 02%
	2: Brown Fibrous Material	No		Cellulose - 80%
	3: Drywall Powder	No		Cellulose - 05% Fiberglass - 02%
A94 (114054-13)	1: White Covering	No		Cellulose - 02%
	2: Yellow Fibrous Material	No		Fiberglass - 80% Cellulose - 02%
A95 (114054-14)	1: Yellow Fibrous Material	No		Fiberglass - 80%
	2: White Covering	No		Cellulose - 02%
A96 (114054-15)	1: White Covering	No		Cellulose - 02%
	2: Yellow Fibrous Material	No		Fiberglass - 80% Cellulose - 02%

Envirotest, Ltd. Polarized Light Microscopy Report - Job #114054

Analytical Method: EPA 600 / R-93 / 116 Analyst Name: Porch, Wanda Analyst's Initials: WMP

Client Name: **Envirotest, Ltd.**
Client Reference: **HCC San Jacinto Bldg**
Envirotest Project Number: **HOU-11-0122 B**

Client Sample # (Lab Sample #)	**Layer #: Layer Description**	**Asbestos Present**	**Asbestos Type - %**	**Non-asbestos Fiber Type - % and/or Matrix Material - %**
A97 (114054-16)	1: Yellow Fibrous Material 2: White Covering	No No		Fiberglass - 80% Cellulose - 02%
A98 (114054-17)	1: White Fibrous Material 2: Green/Yellow Fibrous Material 3: Silver Material	No No No		Cellulose - 80% Fiberglass - 10% Fiberglass - 80% Other - 90%
A99 (114054-18)	1: Pink Fibrous Material	No		Fiberglass - 80%
A100 (114054-19)	1: White Paint/Grey Fibrous Material	No		Cellulose - 15% Fiberglass - 15% Mineral / Glass Wool - 10%
A101 (114054-20)	1: White Paint/Grey Fibrous Material	No		Cellulose - 15% Fiberglass - 15%
A102 (114054-21)	1: White Paint/Grey Fibrous Material	No		Cellulose - 20% Fiberglass - 15%
A103 (114054-22)	1: White Paint/Grey Fibrous Material	No		Cellulose - 20% Fiberglass - 15%
A104 (114054-23)	1: White Paint/Grey Fibrous Material	No		Fiberglass - 15% Cellulose - 15%
A105 (114054-24)	1: White Paint/Grey Fibrous Material	No		Cellulose - 15% Fiberglass - 15%
A106 (114054-25)	1: White Paint/Grey Fibrous Material	No		Cellulose - 15% Fiberglass - 15%
A107 (114054-26)	1: White Paint/White Fibrous Material	No		Cellulose - 15% Fiberglass - 15%

Envirotest, Ltd. Polarized Light Microscopy Report - Job #114054

Analytical Method: EPA 600 / R-93 / 116 Analyst Name: Porch, Wanda Analyst's Initials: WMP

Client Name: **Envirotest, Ltd.**
Client Reference: **HCC San Jacinto Bldg**
Envirotest Project Number: **HOU-11-0122 B**

Client Sample # (Lab Sample #)	**Layer #: Layer Description**	**Asbestos Present**	**Asbestos Type - %**	**Non-asbestos Fiber Type - % and/or Matrix Material - %**
A108 (114054-27)	1: White Paint/White Fibrous Foam Powder	No		Cellulose - 02% Fiberglass - 05%
	2: White Paint/White Powder	No		Cellulose - 02%
	3: White Loose Powder	No		Cellulose - 02% Fiberglass - 02%
	4: White Paint/Tan Powder	No		Cellulose - 02%
A109 (114054-28)	1: White Paint/White Powder	No		Cellulose - 02%
	2: White Loose Powder	No		Cellulose - 02%
A110 (114054-29)	1: White Paint/Tan Powder	No		Cellulose - 02%
	2: White Paint/White Fibrous Foam Powder	No		Cellulose - 05%
	3: White Loose Powder	No		Cellulose - 02%
A111 (114054-30)	1: Grey Paint/White Powder	No		Cellulose - 02%
	2: White Loose Powder	No		Cellulose - 02% Fiberglass - <1%
A112 (114054-31)	1: Grey Paint/White Powder	No		Cellulose - 02% Wollastonite - 02%
	2: Green Paint/White Powder	No		Cellulose - 02%
A113 (114054-32)	1: Yellow Paint/White Powder	No		Cellulose - 02%
	2: Grey Paint/White Powder	No		Cellulose - 02%
	3: Tan/White Granular Material	No		Cellulose - 02%
A114 (114054-33)	1: White Paint/Tan Fibrous Material	No		Fiberglass - 40% Mineral / Glass Wool - 10% Cellulose - 15%
A115 (114054-34)	1: White Paint/Tan Fibrous Material	No		Fiberglass - 20% Cellulose - 15%

Envirotest, Ltd. Polarized Light Microscopy Report - Job #114054

Analytical Method: EPA 600 / R-93 / 116 Analyst Name: Porch, Wanda Analyst's Initials: WMP

Client Name: **Envirotest, Ltd.**
Client Reference: **HCC San Jacinto Bldg**
Envirotest Project Number: **HOU-11-0122 B**

Client Sample # (Lab Sample #)	**Layer #: Layer Description**	**Asbestos Present**	**Asbestos Type - %**	**Non-asbestos Fiber Type - % and/or Matrix Material - %**
A116 (114054-35)	1: White Paint/Tan Fibrous Material	No		Cellulose - 15% Fiberglass - 30% Mineral / Glass Wool - 10%
A117 (114054-36)	1: White Paint/Tan Fibrous Material	No		Cellulose - 15% Fiberglass - 20% Mineral / Glass Wool - 10%
	2: Brown Mastic	No		Cellulose - 05%
A118 (114054-37)	1: Brown Mastic	No		Cellulose - 02%
	2: White Paint/Grey Fibrous Material	No		Cellulose - 20% Fiberglass - 30% Mineral / Glass Wool - 15%
A119 (114054-38)	1: White Paint/Grey Fibrous Material	No		Cellulose - 20% Fiberglass - 20%
A120 (114054-39)	1: Tan Fibrous Material	No		Fiberglass - 80% Cellulose - 05%
	2: Tan Granular Material	No		Cellulose - 05%
	3: Brown Mastic	No		Cellulose - 02%
	4: White Paint	No		Other - 90%
A121 (114054-40)	1: Yellow Fibrous Material	No		Fiberglass - 80%
	2: Tan Fibrous Material	No		Cellulose - 80% Fiberglass - 10%
	3: Silver Material	No		Other - 80%
A122 (114054-41)	1: Grey Granular Material	No		Cellulose - 02% Fiberglass - 02%
A123 (114054-42)	1: Grey/Brown Granular Material	No		Cellulose - 02% Fiberglass - 02%

Envirotest, Ltd. Polarized Light Microscopy Report - Job #114054

Analytical Method: EPA 600 / R-93 / 116 Analyst Name: Porch, Wanda Analyst's Initials: WMP

Client Name: **Envirotest, Ltd.**
Client Reference: **HCC San Jacinto Bldg**
Envirotest Project Number: **HOU-11-0122 B**

Client Sample # (Lab Sample #)	**Layer #: Layer Description**	**Asbestos Present**	**Asbestos Type - %**	**Non-asbestos Fiber Type - % and/or Matrix Material - %**
A124 (114054-43)	1: Grey Granular Material	No		Fiberglass - 02% Cellulose - 02%
	2: White Fibrous Material	No		Cellulose - 80%
A125 (114054-44)	1: Grey Granular Material	No		Cellulose - 02%
	2: Tan/White Ceramic Material	No		Cellulose - 02%
	3: White Fibrous Material	No		Cellulose - 30%
A126 (114054-45)	1: Black Material	No		Cellulose - 02%
A127 (114054-46)	1: Black Material	No		Cellulose - 02%

Asbestos content percentages are reported by area percent estimation. < = less than, > = greater than. Conversion of area percent to dry weight is not feasible unless the specific gravities and relative volumes of the different matrix materials are known. Accuracy and precision of the analysis is dependent upon the following items: quantity of sample analyzed, homogeneity of the sample, nature of matrix interference, sample preparation techniques, fiber size, material type, and the percent of asbestos involved.

Inhomogeneous samples are separated into sub-samples and each layer is analyzed and reported separately, where applicable.

Job notes / analytical problems / method departures: none

Reviewed By: Wanda Porch

Envirotest, Ltd. Polarized Light Microscopy Report - Job #114117

Analytical Method: EPA 600 / R-93 / 116 Analyst Name: Porch, Wanda Analyst's Initials: WMP

Client Name: **Envirotest, Ltd.**
Client Reference: **HCC-San Jacinto Bldg**
Envirotest Project Number: **HOU-11-0122 C**

Client Sample # (Lab Sample #)	**Layer #: Layer Description**	**Asbestos Present**	**Asbestos Type - %**	**Non-asbestos Fiber Type - % and/or Matrix Material - %**
A128 (114117-1)	1: Tan/Yellow Mastic	No		Cellulose - 02%
	2: White/Grey Floor Tile	No		Cellulose - <1%
A129 (114117-2)	1: White/Grey Floor Tile	No		Cellulose - 02%
	2: Yellow/Tan Mastic	No		Cellulose - 05%
	3: Trace of White Powder	No		Cellulose - 02%
A130 (114117-3)	1: Tan Powder	No		Cellulose - 02%
	2: Yellow/Tan Mastic	No		Cellulose - 05%
	3: White/Grey Floor Tile	No		Cellulose - 02%
A131 (114117-4)	1: Yellow Mastic	No		Cellulose - 02%
	2: Blue Floor Tile	No		Cellulose - 02%
A132 (114117-5)	1: White Powder	No		Cellulose - 02%
	2: Yellow/Brown Mastic	No		Cellulose - 05%
	3: Blue Floor Tile	No		
A133 (114117-6)	1: Yellow/Brown Mastic	No		Cellulose - 02%
	2: Blue Floor Tile	No		Cellulose - 02%
	3: Tan Powder	No		Cellulose - 02%
A134 (114117-7)	1: Yellow Mastic	No		Cellulose - 02%
	2: Tan Ceramic Material	No		Cellulose - 02%
	3: Grey Granular Material	No		Cellulose - 02%
A135 (114117-8)	1: Yellow Mastic	No		Cellulose - 02%
	2: Grey Granular Material	No		Cellulose - 02%
	3: Tan Ceramic Material	No		Cellulose - 02%

Envirotest, Ltd. Polarized Light Microscopy Report - Job #114117

Analytical Method: EPA 600 / R-93 / 116 Analyst Name: Porch, Wanda Analyst's Initials: WMP

Client Name: **Envirotest, Ltd.**
Client Reference: **HCC-San Jacinto Bldg**
Envirotest Project Number: **HOU-11-0122 C**

Client Sample # (Lab Sample #)	Layer #: Layer Description	Asbestos Present	Asbestos Type - %	Non-asbestos Fiber Type - % and/or Matrix Material - %
A136 (114117-9)	1: Tan Ceramic Material	No		Cellulose - 02%
A137 (114117-10)	1: Tan Granular Material	No		Cellulose - 02%
	2: Grey Granular Material	No		Cellulose - 05% Synthetic / Textiles - 05%
	3: Yellow Mastic	No		Cellulose - 02%
A138 (114117-11)	1: Grey Granular Material	No		Synthetic / Textiles - 15%
	2: Yellow Mastic	No		Cellulose - 02%
A139 (114117-12)	1: Tan Granular Material	No		Cellulose - 02%
	2: Grey Granular Material	No		Cellulose - 02%
	3: Yellow Mastic	No		Cellulose - 02%
A140 (114117-13)	1: Tan/Grey Floor Tile	No		Cellulose - 02%
	2: Yellow Mastic	No		Cellulose - 02%
A141 (114117-14)	1: Tan/Grey Floor Tile	No		Cellulose - 05%
	2: Yellow Mastic	No		Cellulose - 02%
A142 (114117-15)	1: Tan/Grey Floor Tile	No		Cellulose - 02%
	2: Yellow Mastic	No		Cellulose - 02%
A143 (114117-16)	1: Tan/Brown/White Floor Tile	No		Cellulose - 02%
	2: Yellow Mastic	No		Cellulose - 02%
A144 (114117-17)	1: Tan/Brown/White Floor Tile	No		Cellulose - 02%
	2: Black Mastic	Yes	Chrysotile - 05%	
A145 (114117-18)	1: Tan/Brown/White Floor Tile	No		Cellulose - 02%
	2: Black Mastic	Yes	Chrysotile - 05%	

Envirotest, Ltd. Polarized Light Microscopy Report - Job #114117

Analytical Method: EPA 600 / R-93 / 116 Analyst Name: Porch, Wanda Analyst's Initials: WMP

Client Name: **Envirotest, Ltd.**
Client Reference: **HCC-San Jacinto Bldg**
Envirotest Project Number: **HOU-11-0122 C**

Client Sample # (Lab Sample #)	Layer #: Layer Description	Asbestos Present	Asbestos Type - %	Non-asbestos Fiber Type - % and/or Matrix Material - %
A146 (114117-19)	1: Grey Granular Material	No		Cellulose - 02%
	2: Yellow Mastic	No		Cellulose - 02%
A147 (114117-20)	1: Grey/Tan Granular Material	Yes	Chrysotile - <1%	Cellulose - 02%
	2: Yellow Mastic	No		Cellulose - 02%
A148 (114117-21)	1: Grey Granular Material	No		Cellulose - <1%
	2: Yellow Mastic	No		Cellulose - 05%
A149 (114117-22)	1: Tan Granular Powder	No		Cellulose - 02%
	2: Brown Ceramic Material	No		Cellulose - 02%
A150 (114117-23)	1: Tan Granular Material	No		Cellulose - 02%
	2: Brown Ceramic Material	No		Cellulose - 02%
A151 (114117-24)	1: Tan Granular Material	No		Cellulose - 02%
	2: Brown Ceramic Material	No		Cellulose - 02%
A152 (114117-25)	1: Black/Brown Mastic	Yes	Chrysotile - 05%	
	2: Tan Powder	No		Cellulose - 02%
	3: Tan Ceramic Material	No		Cellulose - 02%
A153 (114117-26)	1: Tan Powder	No		Cellulose - 02%
	2: Tan Granular Material	No		Cellulose - 02%
	3: Black/Brown Mastic	Yes	Chrysotile - 05%	
A154 (114117-27)	1: Tan Powder	No		Cellulose - 02%
	2: Black/Brown Mastic	Yes	Chrysotile - 05%	
	3: Brown Mastic	No		Cellulose - 02%
	4: Tan Granular Material	No		Cellulose - 02%

Envirotest, Ltd. Polarized Light Microscopy Report - Job #114117

Analytical Method: EPA 600 / R-93 / 116 Analyst Name: Porch, Wanda Analyst's Initials: WMP

Client Name: **Envirotest, Ltd.**
Client Reference: **HCC-San Jacinto Bldg**
Envirotest Project Number: **HOU-11-0122 C**

Client Sample # (Lab Sample #)	**Layer #: Layer Description**	**Asbestos Present**	**Asbestos Type - %**	**Non-asbestos Fiber Type - % and/or Matrix Material - %**
A155 (114117-28)	1: White Fibrous Powder	Yes	Chrysotile - 30%	
A156 (114117-29)	Sample not analyzed			
A157 (114117-30)	Sample not analyzed			
A158 (114117-31)	1: White Fibrous Material	Yes	Chrysotile - 70%	
	2: White Paint/Tan Powder	No		Cellulose - 02% Wollastonite - 02%
	3: White Paint/Tan Fibrous Material	Yes	Chrysotile - 20%	Cellulose - 15%
A159 (114117-32)	1: Black Tar over Silver Material	Yes	Chrysotile - 10%	
	2: Silver Material	No		Other - 90%
	3: Brown Fibrous Material	No		Cellulose - 80%
	4: Black Mastic over Brown Fibrous Material	No		Cellulose - 05%
	5: Yellow Fibrous Material	No		Fiberglass - 80%
A160 (114117-33)	Sample not analyzed			
A161 (114117-34)	1: White Covering	Yes	Chrysotile - 05%	
	2: White Fibrous Powder	Yes	Chrysotile - 20%	Fiberglass - 30%
A162 (114117-35)	Sample not analyzed			
A163 (114117-36)	Sample not analyzed			
A164 (114117-37)	1: White Fibrous Powder/w/Trace of Black Material	No		Fiberglass - 10% Mica - 05%
A165 (114117-38)	1: White Fibrous Powder	No		Cellulose - 20% Fiberglass - 10%

Envirotest, Ltd. Polarized Light Microscopy Report - Job #114117

Analytical Method: EPA 600 / R-93 / 116 Analyst Name: Porch, Wanda Analyst's Initials: WMP

Client Name: **Envirotest, Ltd.**
Client Reference: **HCC-San Jacinto Bldg**
Envirotest Project Number: **HOU-11-0122 C**

Client Sample # (Lab Sample #)	**Layer #: Layer Description**	**Asbestos Present**	**Asbestos Type - %**	**Non-asbestos Fiber Type - % and/or Matrix Material - %**
A166 (114117-39)	1: White Fibrous Powder	No		Cellulose - 15% Fiberglass - 10%
	2: Brown Fibrous Material	No		Cellulose - 80%
A167 (114117-40)	1: Tan Granular Material w/ Powder	No		Cellulose - <1%
A168 (114117-41)	1: Tan Granular Material w/ Powder	No		Cellulose - <1%
A169 (114117-42)	1: Tan Granular Material w/ Powder	No		Cellulose - <1%
A170 (114117-43)	1: Tan Fibrous Powder	Yes	Chrysotile - 20%	
A171 (114117-44)	Sample not analyzed			
A172 (114117-45)	Sample not analyzed			
A173 (114117-46)	1: Green Foam Material	No		Cellulose - <1%
	2: Tan Fibrous Cover/Green Paint	Yes	Chrysotile - 05%	Fiberglass - 05%
A174 (114117-47)	Sample not analyzed			
A175 (114117-48)	Sample not analyzed			
A176 (114117-49)	1: Yellow Fibrous Material	No		Fiberglass - 80%
	2: Black Mastic	Yes	Chrysotile - 10%	
	3: Black Mastic/Brown Fibrous Material/Silver Foil	No		Cellulose - 60% Fiberglass - 05%
A177 (114117-50)	1: Green Foam Material	No		Cellulose - <1%
	2: White Cover/Green Paint/Off-White Fibrous Material/Silver Foil	No		Cellulose - 30% Wollastonite - 02%
	3: White Fibrous Cover	Yes	Chrysotile - 05%	Fiberglass - 05%

Envirotest, Ltd. Polarized Light Microscopy Report - Job #114117

Analytical Method: EPA 600 / R-93 / 116 Analyst Name: Porch, Wanda Analyst's Initials: WMP

Client Name: **Envirotest, Ltd.**
Client Reference: **HCC-San Jacinto Bldg**
Envirotest Project Number: **HOU-11-0122 C**

Client Sample # (Lab Sample #)	**Layer #: Layer Description**	**Asbestos Present**	**Asbestos Type - %**	**Non-asbestos Fiber Type - % and/or Matrix Material - %**
A178 (114117-51)	1: Yellow Fibrous Material 2: White Cover	No No		Fiberglass - 80% Wollastonite - 02%
A179 (114117-52)	1: Tan Fibrous Cover/Tan Fibrous Material/Silver Foil 2: Yellow Foam Material 3: Yellow Fibrous Material 4: Tan Fibrous Cover	No No No No		Cellulose - 20% Fiberglass - 05% Cellulose - <1% Fiberglass - 70% Fiberglass - 05% Cellulose - 02%
A180 (114117-53)	1: Yellow Foam Material 2: Tan Fibrous Cover/Silver Foil/Tan Fibrous Material	No No		Cellulose - <1% Cellulose - 20% Fiberglass - 05%
A181 (114117-54)	1: Yellow Fibrous Material 2: Tan Fibrous Cover/Green Paint	No Yes	 Chrysotile - 05%	Fiberglass - 80% Fiberglass - 05%
A182 (114117-55)	1: White Fibrous Cover/Silver Foil 2: Yellow Fibrous Material	No No		Fiberglass - 05% Wollastonite - 02% Fiberglass - 80%
A183 (114117-56)	1: Tan Fibrous Cover/Green Paint 2: Yellow Fibrous Material	Yes No	Chrysotile - 05%	Fiberglass - 05% Fiberglass - 80%
A184 (114117-57)	Sample not analyzed			
A185 (114117-58)	Sample not analyzed			
A186 (114117-59)	Sample not analyzed			
A187 (114117-60)	Sample not analyzed			
A188 (114117-61)	Sample not analyzed			
A189 (114117-62)	Sample not analyzed			

Envirotest, Ltd. Polarized Light Microscopy Report - Job #114117

Analytical Method: EPA 600 / R-93 / 116 Analyst Name: Porch, Wanda Analyst's Initials: WMP

Client Name: **Envirotest, Ltd.**
Client Reference: **HCC-San Jacinto Bldg**
Envirotest Project Number: **HOU-11-0122 C**

Client Sample # (Lab Sample #)	**Layer #: Layer Description**	**Asbestos Present**	**Asbestos Type - %**	**Non-asbestos Fiber Type - % and/or Matrix Material - %**
A190 (114117-63)	Sample not analyzed			
A191 (114117-64)	Sample not analyzed			
A192 (114117-65)	1: White Material	No		Cellulose - 02%
A193 (114117-66)	1: White Material	No		Cellulose - 02%
A194 (114117-67)	1: White Material	No		Cellulose - 02%
A195 (114117-68)	1: Tan Fibrous Covering 2: Yellow Fibrous Material	Yes No	Chrysotile - 05%	Fiberglass - 10% Fiberglass - 80%
A196 (114117-69)	1: White Fibrous Covering 2: Yellow Fibrous Material	Yes No	Chrysotile - 05%	Fiberglass - 10% Fiberglass - 80%
A197 (114117-70)	1: White Fibrous Covering 2: Yellow Fibrous Material	Yes No	Chrysotile - 05%	Fiberglass - 10% Fiberglass - 80%
A198 (114117-71)	1: Tan Fibrous Covering 2: Yellow Fibrous Material	Yes No	Chrysotile - 05%	Fiberglass - 15% Fiberglass - 80%
A199 (114117-72)	1: Yellow Fibrous Material 2: White Fibrous Covering	No Yes	 Chrysotile - 05%	Fiberglass - 80% Fiberglass - 15%

Asbestos content percentages are reported by area percent estimation. < = less than, > = greater than. Conversion of area percent to dry weight is not feasible unless the specific gravities and relative volumes of the different matrix materials are known. Accuracy and precision of the analysis is dependent upon the following items: quantity of sample analyzed, homogeneity of the sample, nature of matrix interference, sample preparation techniques, fiber size, material type, and the percent of asbestos involved.

Inhomogeneous samples are separated into sub-samples and each layer is analyzed and reported separately, where applicable.

Job notes / analytical problems / method departures: none

Reviewed By: Wanda Porch

Engineering & Technical Require

Executive Summary/Overview

First Floor Demolition Plan

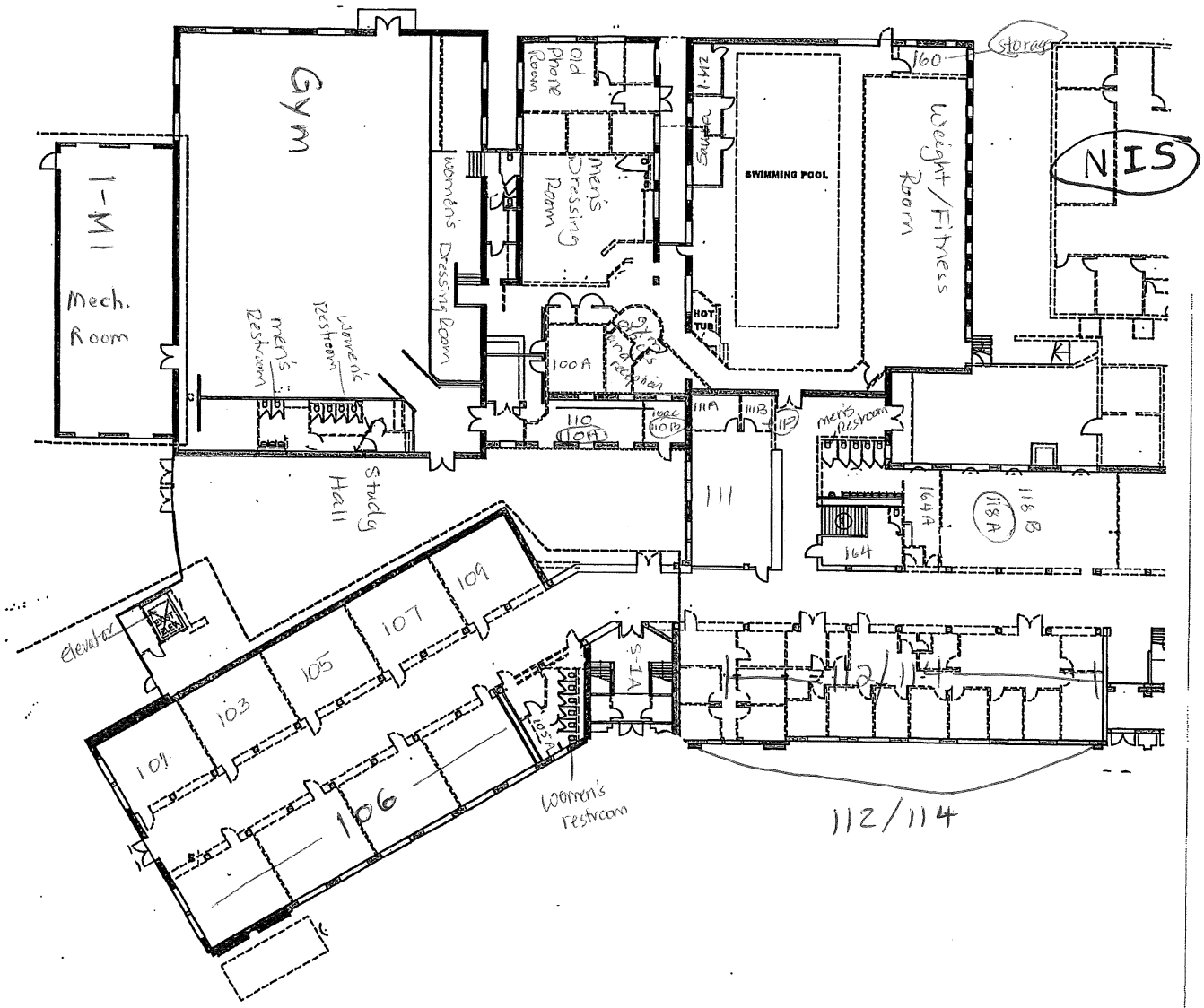

KEYED DEMO DRAWING NOTES

1. Remove existing electric drinking fountains.
2. Remove existing fixed seating. (Salvage one area of wood seating in mezzanine - noted - for restoration)
3. Remove all floor finishes and associated base. Notify architect if any evidence of historic finishes remain.
4. Protect existing terrazzo corridors.
5. Remove all furring, sills and plaster at damaged exterior walls. Notify architect if any evidence of historic finishes remain. Notify Architect of any masonry wall damage.
6. Remove all plumbing fixtures. Cap lines at penetration of structure; remove any lines exposed by demo of ceilings of floor below.
7. Remove existing concrete stairs.
8. Remove existing elevator.
9. Remove exterior elastomeric paint. Clean existing stone façade with low pressure water. Re-point all joints.
10. Remove existing metal stairs and doors. Protect exterior walls.
11. Remove existing exterior canopy.
12. Remove areas of raised wood floor recessed in classroom floors.

GENERAL DRAWING N

- Demo part
Intent is for lo
openings.
- Demo ceili
architect if any
- Remove an
remain. New win
used as model fo
uncovered in wal
- (*) Stair an

First Floor
(West)

irements

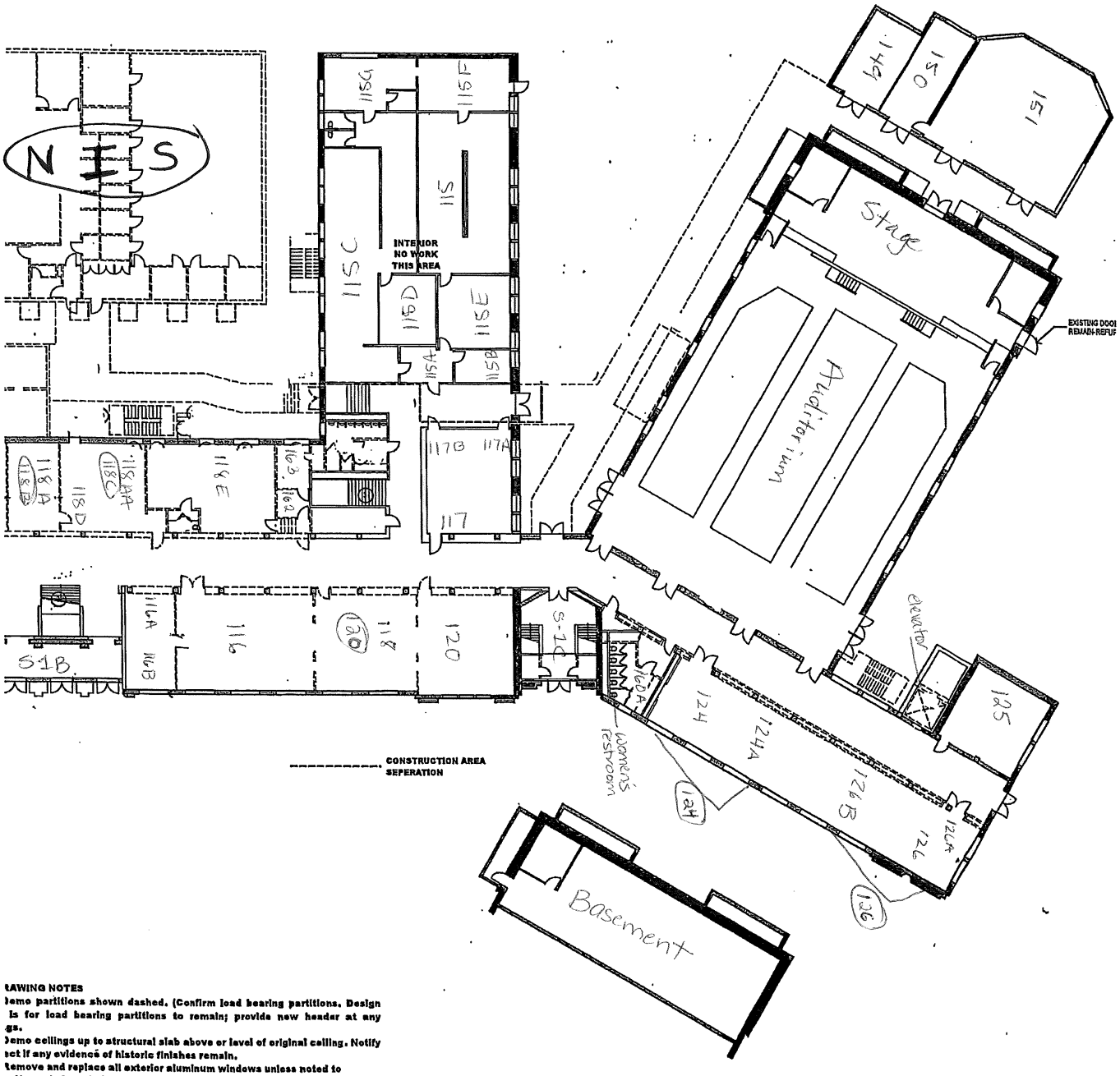

AWING NOTES

Demo partitions shown dashed. (Confirm load bearing partitions. Design is for load bearing partitions to remain; provide new header at any gs.

Demo ceilings up to structural slab above or level of original ceiling. Notify ect if any evidence of historic finishes remain.

Remove and replace all exterior aluminum windows unless noted to . New windows to be double glazed. Graham F HC80 Series 1400 to be a model for design intent. Any existing historic windows that may be red in walls that have been sheathed over are to be salvaged.

***) Stair and Elevator to remain until completion of Phase 2**

Engineering & Technical Requirem

Executive Summary/Overview

Second Floor Demolition Plan

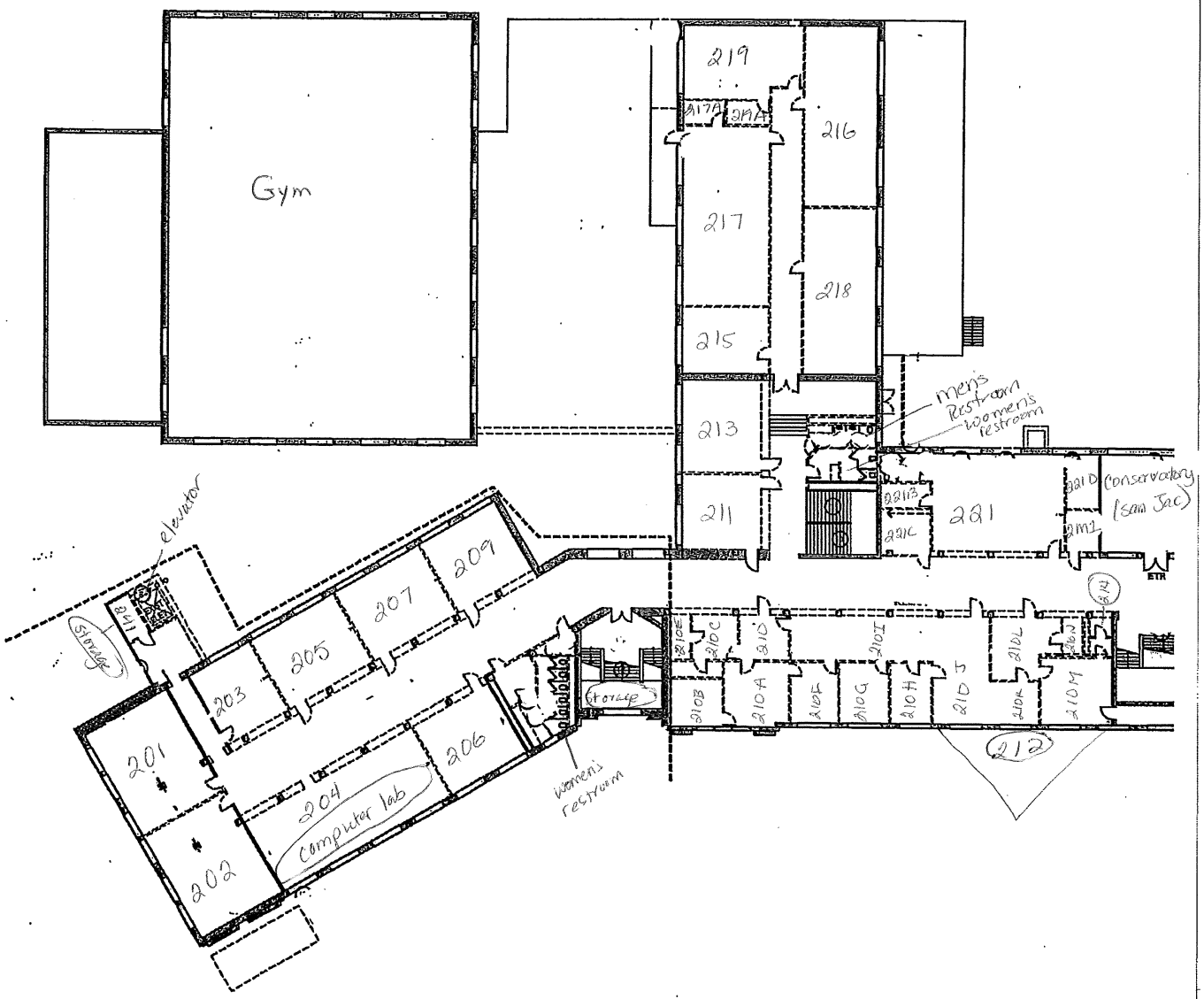

KEYED DEMO DRAWING NOTES

1. Remove existing electric drinking fountains.
2. Remove existing fixed seating. (Salvage one area of wood seating in mezzanine - noted - for restoration)
3. Remove all floor finishes and associated base. Notify architect if any evidence of historic finishes remain.
4. Protect existing terrazzo corridors.
5. Remove all furring, sills and plaster at damaged exterior walls. Notify architect if any evidence of historic finishes remain. Notify Architect of any masonry wall damage.
6. Remove all plumbing fixtures. Cap lines at penetration of structure; remove any lines exposed by demo of ceilings of floor below.
7. Remove existing concrete stairs.
8. Remove existing elevator.

GENERAL DRAWING NOTE

- Demo partitions
  Intent is for loa
  openings.
- Demo ceilings up
  architect if any e
- Remove and repl
  remain. New win
  used as model fo
  uncovered in wall
- (*) Stair and Elev

ements

Second Floor
(West)

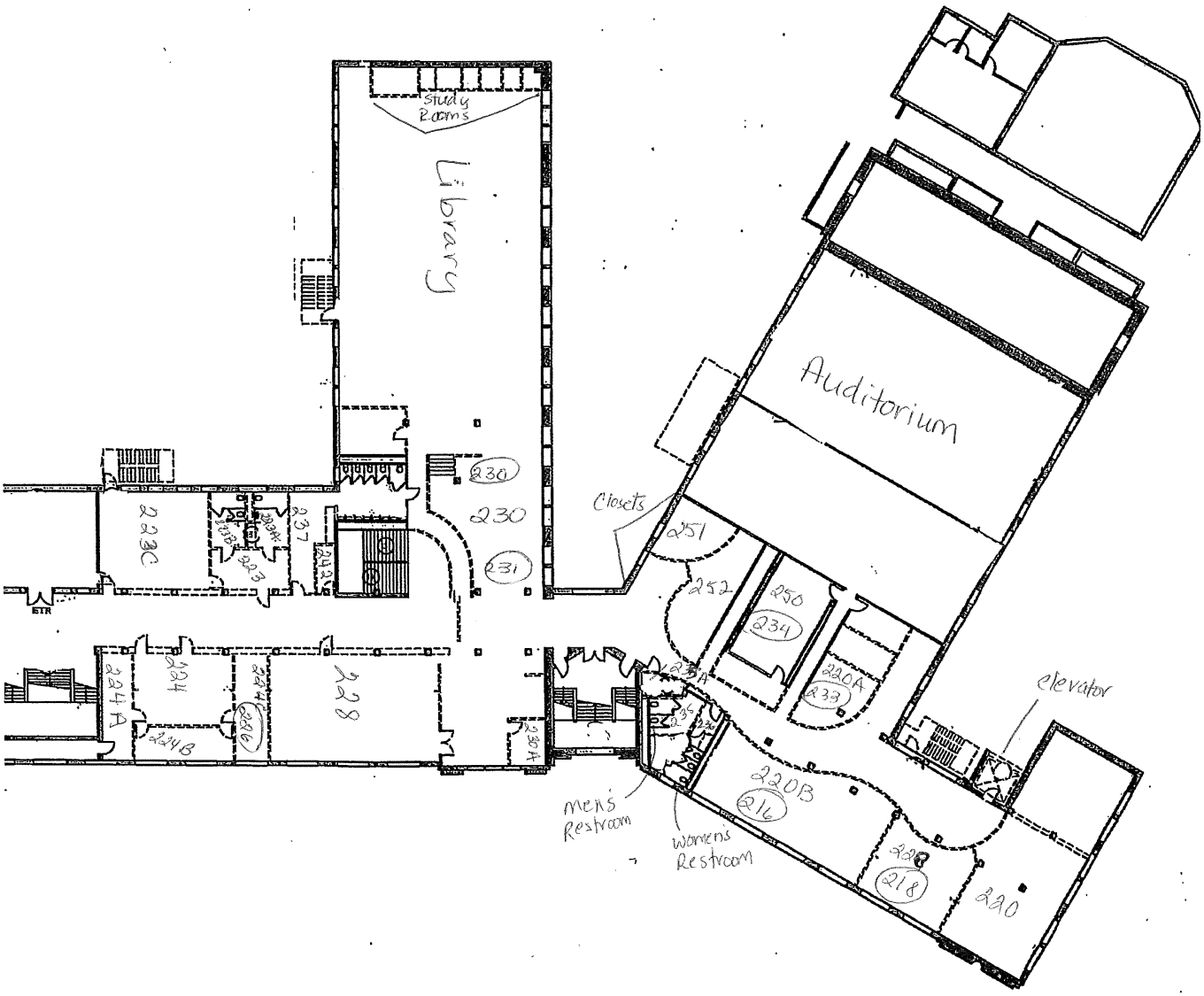

ING NOTES
partitions shown dashed. (Confirm load bearing partitions. Design
ls for load bearing partitions to remain; provide new header at any
gs.
ceilings up to structural slab above or level of original ceiling. Notify
not if any evidence of historic finishes remain.
e and replace all exterior aluminum windows unless noted to
. New windows to be double glazed. Graham F HC60 Series 1400 to be
a model for design intent. Any existing historic windows that may be
ured in walls that have been sheathed over are to be salvaged.
r and Elevator to remain until completion of Phase 2

Engineering & Technical Requirement

Executive Summary/Overview

Third Floor Demolition Plan

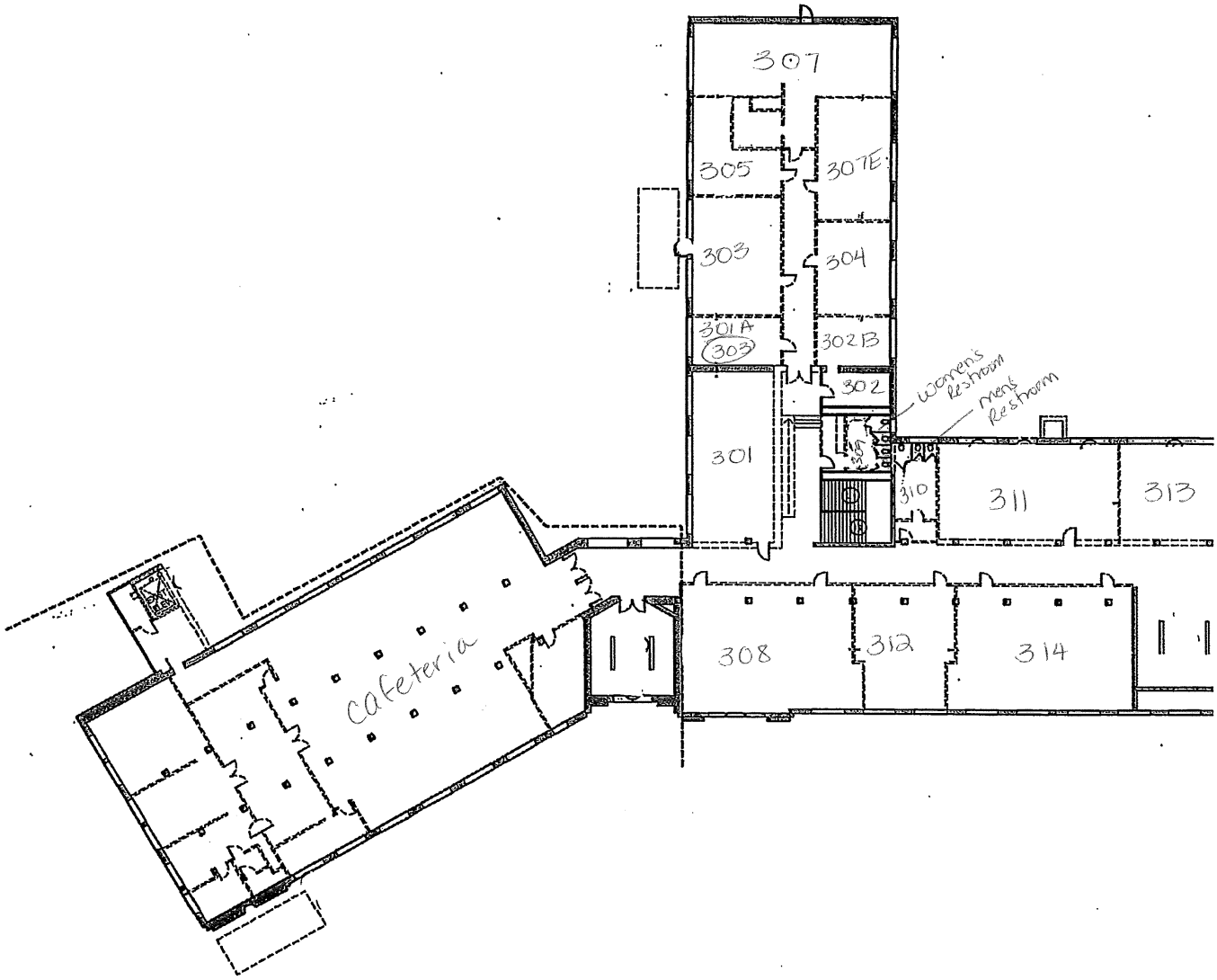

KEYED DEMO DRAWING NOTES

1. Remove existing electric drinking fountains.
2. Remove existing fixed seating. (Salvage one area of wood seating in mezzanine - noted - for restoration)
3. Remove all floor finishes and associated base. Notify architect if any evidence of historic finishes remain.
4. Protect existing terrazzo corridors.
5. Remove all furring, sills and plaster at damaged exterior walls. Notify architect if any evidence of historic finishes remain. Notify Architect of any masonry wall damage.
6. Remove all plumbing fixtures. Cap lines at penetration of structure; remove any lines exposed by demo of ceilings of floor below.
7. Remove existing concrete stairs.
8. Remove existing elevator.
9. Remove exterior elastomeric paint. Clean existing stone façade with low pressure water. Re-point all joints.
10. Remove existing metal stairs and doors. Protect exterior walls.
11. Remove existing exterior canopy.
12. Remove areas of raised wood floor recessed in classroom floors.
13. Remove existing tile or other applied wall finish on existing walls that are to remain.

GENERAL DRAWING NOTES

- Demo partitions
  Intent is for load bea
  openings.
- Demo ceilings up
  architect if any evidenc
- Remove and repla
  remain. New windows t
  used as model for desig
  uncovered in walls that
- (*) Stair and Eleva

Third Floor
(West)

nents

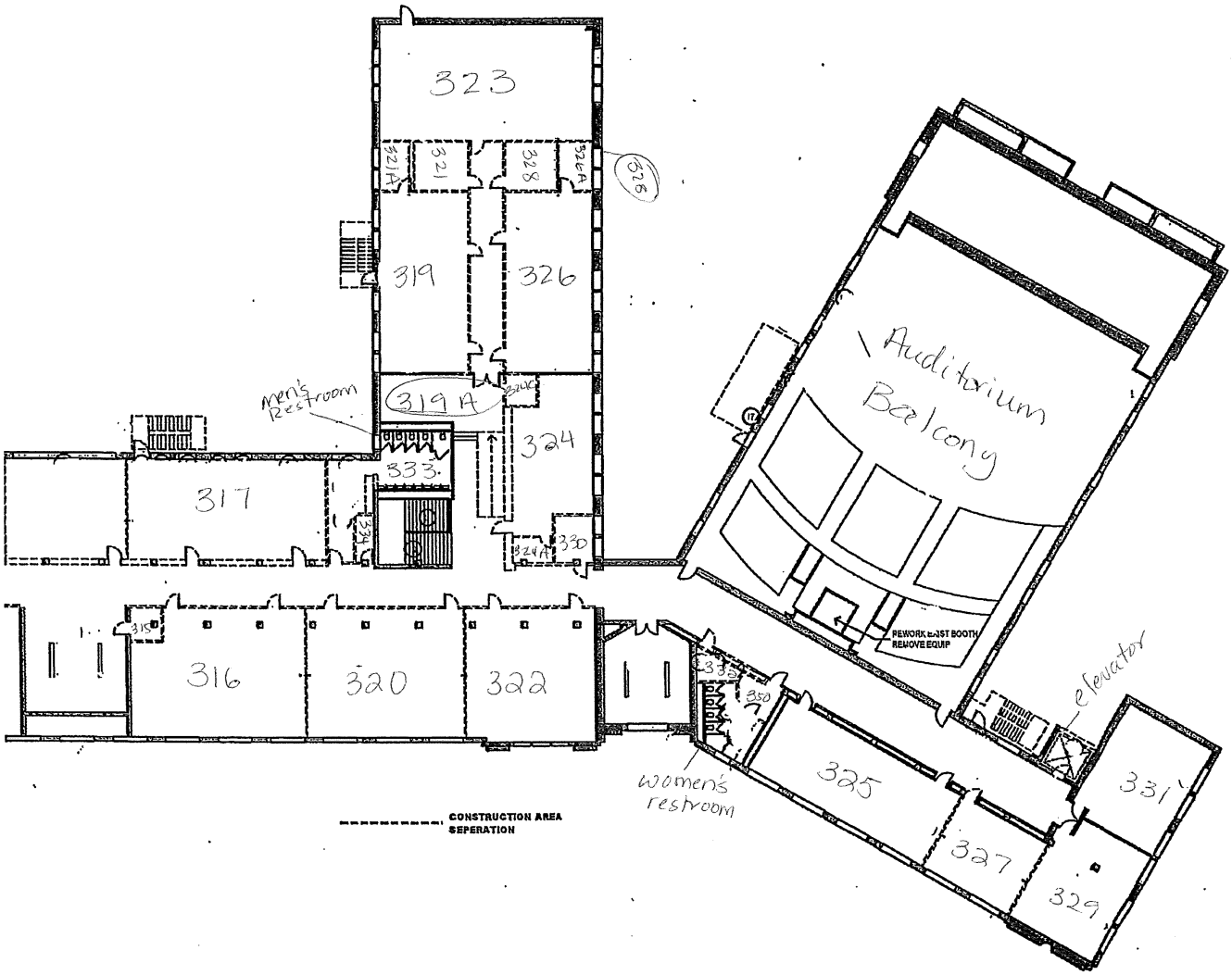

RAWING NOTES

Demo partitions shown dashed. (Confirm load bearing partitions. Design t is for load bearing partitions to remain; provide new header at any ings.

Demo ceilings up to structural slab above or level of original ceiling. Notify tect if any evidence of historic finishes remain.

Remove and replace all exterior aluminum windows unless noted to in. New windows to be double glazed. Graham F HC50 Series 1400 to be as model for design intent. Any existing historic windows that may be vered in walls that have been sheathed over are to be salvaged

(•) Stair and Elevator to remain until completion of Phase 2

Building Site Plan Photo

San Jacinto Building Inspection Area is Outlined in Yellow